

Miniature Fuse, 5 x 20 mm, Time-Lag T, cULus, 250 VAC



UL 248-14 · 250 VAC · Time-Lag T

See below:
[Approvals and Compliances](#)

Description

- UL Standard Fuse
- Low Breaking Capacity


References

Pigtail Type [FSL 5x20 Pigtail](#)

Weblinks

[pdf data sheet](#), [html datasheet](#), [General Product Information](#), [Packaging details](#), [Distributor-Stock-Check](#), [Detailed request for product](#)

Technical Data

Rated Voltage	250VAC
Rated current	0.08 - 3A
Breaking Capacity	35A - 10kA
Characteristic	Time-Lag T
Mounting	Fuseholder / Clip
Admissible Ambient Air Temp.	-40 °C to 85 °C
Climatic Category	40/085/21 acc. to IEC 60068-1
Material: Tube	Glass
Material: Endcaps	Nickel-Plated Copper Alloy
Unit Weight	1 g
Storage Conditions	0 °C to 60 °C, max. 70% r.h.
Product Marking	 Type, Rated current, Rated Voltage, Certification marks

Approvals and Compliances


Detailed information on product approvals, code requirements, usage instructions and detailed test conditions can be looked up in [Details about Approvals](#)

SCHURTER products are designed for use in industrial environments. They have approvals from independent testing bodies according to national and international standards. Products with specific characteristics and requirements such as required in the automotive sector according to IATF 16949, medical technology according to ISO 13485 or in the aerospace industry can be offered exclusively with customer-specific, individual agreements by SCHURTER.

Approvals



The approval mark is used by the testing authorities to certify compliance with the safety requirements placed on electronic products.

Approval Reference Type: FSL 5x20

Approval Logo	Certificates	Certification Body	Description
	UL Approvals	UL	UL File Number: E184831

Product standards

Product standards that are referenced

Organization	Design	Standard	Description
	Designed according to	UL 248-14	Low voltage fuses - Part 14: Additional fuses
	Designed according to	CSA22.2 No. 248.14	Low-Voltage Fuses - Part 14: Supplemental Fuses





Application standards

Application standards where the product can be used


Organization	Design	Standard	Description
	Designed for applications acc.	IEC/UL 60950	IEC 60950-1 includes the basic requirements for the safety of information technology equipment.

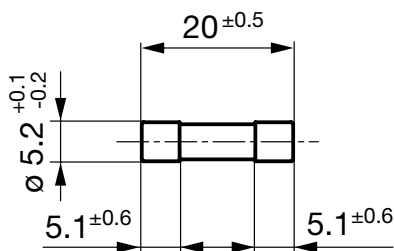
Compliances

The product complies with following Guide Lines

Identification	Details	Initiator	Description
	CE declaration of conformity	SCHURTER AG	The CE marking declares that the product complies with the applicable requirements laid down in the harmonisation of Community legislation on its affixing in accordance with EU Regulation 765/2008.
	RoHS	SCHURTER AG	Directive RoHS 2011/65/EU, Amendment (EU) 2015/863
	China RoHS	SCHURTER AG	The law SJ / T 11363-2006 (China RoHS) has been in force since 1 March 2007. It is similar to the EU directive RoHS.
	REACH	SCHURTER AG	On 1 June 2007, Regulation (EC) No 1907/2006 on the Registration, Evaluation, Authorization and Restriction of Chemicals 1 (abbreviated as "REACH") entered into force.

Dimension [mm]

 20 mm




Pre-Arcing Time

Rated Current In	1.1 x In min.	1.35 x In max.	2.0 x In min.	2.0 x In max.
0.08 A - 3 A	4 h	60 min	5 s	120 s

Time-Current-Curves



All Variants

Rated Current [A]	Rated Voltage [VAC]	Breaking Capacity	Voltage Drop 1.0 I _n typ. [mV]	Power Dissipation 1.0 I _n typ. [mW]	Melting It 10.0 I _n typ. [A ² s]		Order Number
0.08	250	1)	1400	112	0.0367	●	0034.3761
0.1	250	1)	900	90	0.128	●	0034.3762
0.125	250	1)	750	94	0.161	●	0034.3763
0.16	250	1)	460	74	0.122	●	0034.3765
0.18	250	1)	680	122	0.393	●	0034.3766
0.2	250	1)	460	92	0.344	●	0034.3767
0.25	250	1)	310	78	0.29	●	0034.3768
0.315	250	1)	250	79	0.345	●	0034.3769
0.4	250	1)	280	112	0.337	●	0034.3770
0.5	250	1)	200	100	0.73	●	0034.3771
0.63	250	1)	200	126	3.62	●	0034.3772
0.75	250	1)	200	150	5.54	●	0034.3773
0.8	250	1)	200	160	5.12	●	0034.3774
1	250	1)	200	200	4.52	●	0034.3775
1.25	250	2)	230	288	1.54	●	0034.3776
1.5	250	2)	190	285	2.86	●	0034.3777
1.6	250	2)	190	304	2.93	●	0034.3778
2	250	2)	180	360	4.45	●	0034.3779
2.5	250	2)	190	475	9.45	●	0034.3780
3	250	2)	150	450	17.5	●	0034.3781

Most Popular.

Availability for all products can be searched real-time: <https://www.schurter.com/en/Stock-Check/Stock-Check-SCHURTER>

- 1) 10 kA @ 125 VAC , p.f. = 0.7 - 0.8 / 35 A @ 250 VAC , p.f. = 0.7 - 0.8
- 2) 10 kA @ 125 VAC , p.f. = 0.7 - 0.8 / 100 A @ 250 VAC , p.f. = 0.7 - 0.8

Packaging Unit

xxxx.xxxx
 xxxx.xxxx.G

Small Box Pack (10 pcs.)
 Bulk 128 x 91 x 60 mm (1000 pcs.)

The specifications, descriptions and illustrations indicated in this document are based on current information. All content is subject to modifications and amendments. Information furnished is believed to be accurate and reliable. However, users should independently evaluate the suitability and test each product selected for their own applications.



Компания «ЭлектроПласт» предлагает заключение долгосрочных отношений при поставках импортных электронных компонентов на взаимовыгодных условиях!

Наши преимущества:

- Оперативные поставки широкого спектра электронных компонентов отечественного и импортного производства напрямую от производителей и с крупнейших мировых складов;
- Поставка более 17-ти миллионов наименований электронных компонентов;
- Поставка сложных, дефицитных, либо снятых с производства позиций;
- Оперативные сроки поставки под заказ (от 5 рабочих дней);
- Экспресс доставка в любую точку России;
- Техническая поддержка проекта, помощь в подборе аналогов, поставка прототипов;
- Система менеджмента качества сертифицирована по Международному стандарту ISO 9001;
- Лицензия ФСБ на осуществление работ с использованием сведений, составляющих государственную тайну;
- Поставка специализированных компонентов (Xilinx, Altera, Analog Devices, Intersil, Interpoint, Microsemi, Aeroflex, Peregrine, Syfer, Eurofarad, Texas Instrument, Miteq, Cobham, E2V, MA-COM, Hittite, Mini-Circuits, General Dynamics и др.);

Помимо этого, одним из направлений компании «ЭлектроПласт» является направление «Источники питания». Мы предлагаем Вам помощь Конструкторского отдела:

- Подбор оптимального решения, техническое обоснование при выборе компонента;
- Подбор аналогов;
- Консультации по применению компонента;
- Поставка образцов и прототипов;
- Техническая поддержка проекта;
- Защита от снятия компонента с производства.



Как с нами связаться

Телефон: 8 (812) 309 58 32 (многоканальный)

Факс: 8 (812) 320-02-42

Электронная почта: org@eplast1.ru

Адрес: 198099, г. Санкт-Петербург, ул. Калинина, дом 2, корпус 4, литера А.