

Features

- 3"x2" compact size
- Medical safety approved (2 x MOPP) according to ANSI/AAMI ES60601-1 and IEC/EN60601-1
- Suitable for BF application with appropriate system consideration
- Cooling by free air convection
- EMI class B for class II configuration
- No load power consumption < 0.1W
- Extremely low leakage current
- Protections: Short circuit / Overload / Over voltage
- Lifetime > 50K hours
- Operating altitude up to 4000 meters
- 3 years warranty

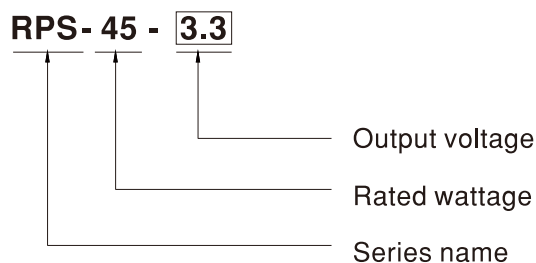
Applications

- Oral irrigator
- Hemodialysis machine
- Medical computer monitors
- Sleep apnea devices

Description

RPS-45 is a 45W highly reliable green PCB type medical power supply with a high power density on the 3" by 2" footprint. It accepts 80~264VAC input and offers various output voltages between 3.3V and 48V. The working efficiency is up to 91% and the extremely low no load power consumption is down below 0.1W. RPS-45 is able to be used for Class II (no FG) system design. The extremely low leakage current is less than 100µA. In addition, it conforms to international medical regulations (2*MOPP) and EMC EN55011, perfectly fitting all kinds of BF rated "patient contact" medical system equipment.

Model Encoding

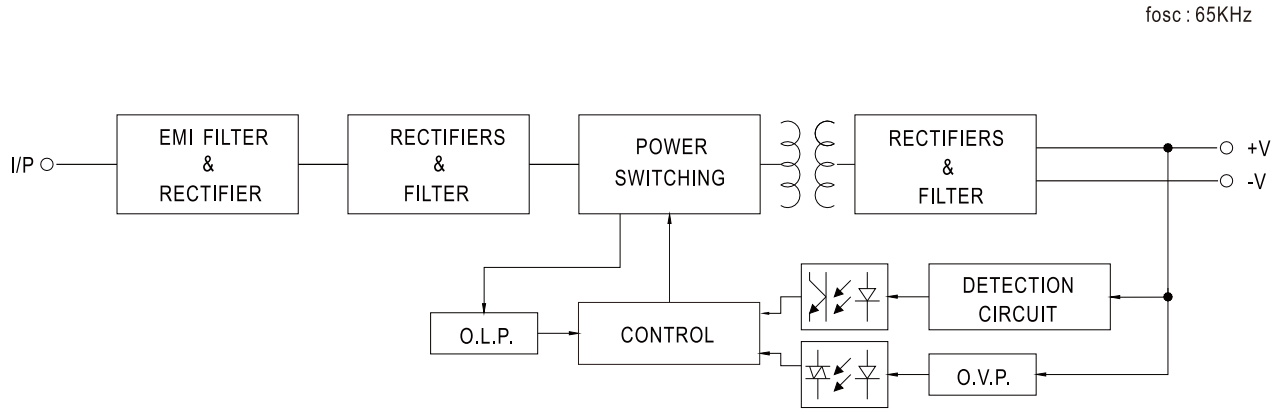


SPECIFICATION

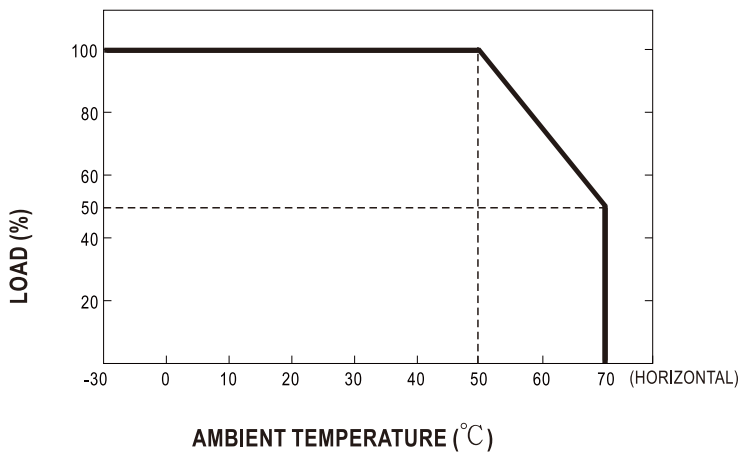
ORDER NO.	RPS-45-3.3	RPS-45-5	RPS-45-7.5	RPS-45-12	RPS-45-15	RPS-45-24	RPS-45-48		
OUTPUT	DC VOLTAGE	3.3V	5V	7.5V	12V	15V	24V	48V	
	RATED CURRENT	8A	8A	5.4A	3.8A	3A	1.9A	0.94A	
	CURRENT RANGE	0 ~ 8.8A	0 ~ 8.8A	0 ~ 5.95A	0 ~ 4.18A	0 ~ 3.3A	0 ~ 2.1A	0 ~ 1.03A	
	RATED POWER	26.4W	40W	40.5W	45.6W	45W	45.6W	45.1W	
	PEAK LOAD(10sec.) Note.2	29W	44W	44.6W	50.2W	49.5W	50.2W	49.4W	
	RIPPLE & NOISE (max.) Note.3	60mVp-p	60mVp-p	80mVp-p	100mVp-p	100mVp-p	120mVp-p	120mVp-p	
	VOLTAGE ADJ.RANGE	3.1~3.6V	4.7~5.5V	7.12~8.3V	11.4~13.2V	13.5~16.5V	22.8~27.6V	45.6~52.8V	
	VOLTAGE TOLERANCE Note.4	±2.0%	±2.0%	±2.0%	±2.0%	±1.0%	±1.0%	±1.0%	
	LINE REGULATION	±0.5%	±0.5%	±0.5%	±0.5%	±0.5%	±0.5%	±0.5%	
	LOAD REGULATION	±2.0%	±2.0%	±2.0%	±2.0%	±1.0%	±1.0%	±1.0%	
	SETUP, RISE TIME	500ms, 30ms / 230VAC 500ms, 30ms / 115VAC at full load							
HOLD UP TIME (Typ.)	30ms / 230VAC 16ms / 115VAC at full load								
INPUT	VOLTAGE RANGE Note.5	80 ~ 264VAC							
	FREQUENCY RANGE	47 ~ 63Hz							
	EFFICIENCY (Typ.)	80.5%	83%	85%	88%	89%	90%	91%	
	AC CURRENT (Typ.)	1.2A / 115VAC 1A / 230VAC							
	INRUSH CURRENT (Typ.)	COLD STAR 30A/115VAC 60A/230VAC							
	LEAKAGE CURRENT(max.) Note.6	Touch current < 100µA/264VAC							
PROTECTION	OVERLOAD	115 ~ 150% rated output power Protection type : Hiccup mode, recovers automatically after fault condition is removed							
	OVER VOLTAGE	3.8~5V	5.7~6.8V	8.6~11.3V	13.8~16.2V	17.2~20.3V	28.4~32.4V	55.2~64.8V	
ENVIRONMENT	WORKING TEMP.	-30 ~ +70°C (Refer to "Derating Curve")							
	WORKING HUMIDITY	20% ~ 90% RH non-condensing							
	STORAGE TEMP., HUMIDITY	-40 ~ +85°C, 10 ~ 95% RH non-condensing							
	TEMP. COEFFICIENT	±0.03% / °C (0 ~ 50°C)							
	VIBRATION	10 ~ 500Hz, 2G 10min./1cycle, period for 60min. each along X, Y, Z axes							
	OPERATING ALTITUDE Note.7	4000 meters							
SAFETY & EMC (Note. 8)	SAFETY STANDARDS	IEC60601-1, TUV EN60601-1, EAC TP TC 004, UL ANSI / AAMI ES60601-1 (3.1 version), CAN/CSA-C22.2 No. 60601-1:14 - Edition 3 approved; Design refer to EN60335-1							
	ISOLATION LEVEL	Primary-Secondary: 2xMOPP							
	WITHSTAND VOLTAGE	I/P-O/P: 4KVAC							
	ISOLATION RESISTANCE	I/P-O/P: 100M Ohms / 500VDC / 25°C / 70% RH							
	EMC EMISSION	Parameter	Standard				Test Level / Note		
		Conducted emission	EN55011 (CISPR11)				Class B		
		Radiated emission	EN55011 (CISPR11)				Class B		
		Harmonic current	EN61000-3-2				Class A		
		Voltage flicker	EN61000-3-3				-----		
	EMC IMMUNITY	EN60601-1-2	Parameter	Standard			Test Level / Note		
ESD		EN61000-4-2			Level 4, 15KV air ; Level 4, 8KV contact				
RF field susceptibility		EN61000-4-3			Level 3, 10V/m(80MHz~2.7GHz) Table 9, 9~28V/m(385MHz~5.78GHz)				
EFT bursts		EN61000-4-4			Level 3, 2KV				
Surge susceptibility		EN61000-4-5			Level 4, 2KV/Line-Line				
Conducted susceptibility		EN61000-4-6			Level 3, 10V				
Magnetic field immunity		EN61000-4-8			Level 4, 30A/m				
Voltage dip, interruption		EN61000-4-11			100% dip 1 periods, 30% dip 25 periods, 100% interruptions 250 periods				
OTHERS		MTBF	726.2Khrs min. MIL-HDBK-217(25°C)						
	DIMENSION (L*W*H)	76.2*50.8*24mm or 3" * 2" * 0.945" inch							
	PACKING	0.11Kg; 120pcs/14.2Kg/0.97CUFT							

- NOTE**
- All parameters NOT specially mentioned are measured at 230VAC input, rated load and 25°C of ambient temperature.
 - 33% Duty cycle maximum within every 30 seconds. Average output power should not exceed the rated power.
 - Ripple & noise are measured at 20MHz of bandwidth by using a 12" twisted pair-wire terminated with a 0.1µf & 47µf parallel capacitor.
 - Tolerance : includes set up tolerance, line regulation and load regulation.
 - Derating may be needed under low input voltages. Please check the derating curve for more details.
 - Touch current was measured from primary input to DC output.
 - The ambient temperature derating of 3.5°C/1000m with fanless models and of 5°C/1000m with fan models for operating altitude higher than 2000m(6500ft).
 - The power supply is considered a component which will be installed into a final equipment. "All the EMC tests are been executed by mounting the unit on a 360mm*360mm metal plate with 1mm of thickness." The final equipment must be re-confirmed that it still meets EMC directives. For guidance on how to perform these EMC tests, please refer to "EMI testing of component power supplies." (as available on <http://www.meanwell.com>)

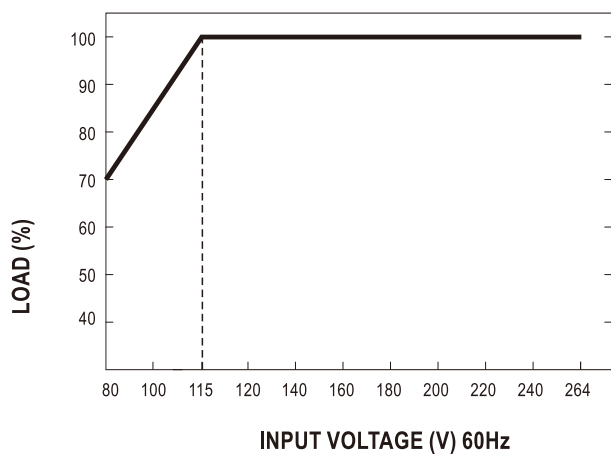
■ Block Diagram



■ Derating Curve

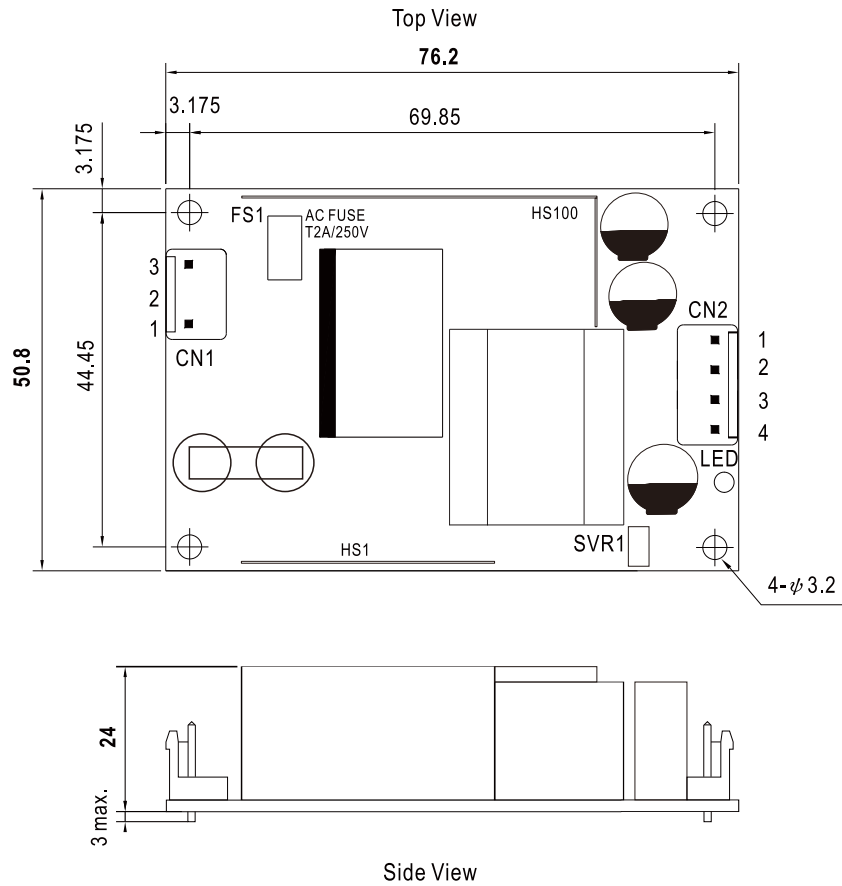


■ Static Characteristics



■ Mechanical Specification

Case No. Unit:mm



AC Input Connector (CN1) : JST B3P-VH or equivalent

Pin No.	Assignment	Mating Housing	Terminal
1	AC/N	JST VHR or equivalent	JST SVH-21T-P1.1 or equivalent
2	No Pin		
3	AC/L		

DC Output Connector (CN2) : JST B4P-VH or equivalent

Pin No.	Assignment	Mating Housing	Terminal
1	+V	JST VHR or equivalent	JST SVH-21T-P1.1 or equivalent
2	+V		
3	-V		
4	-V		

■ Installation Manual

Please refer to : <http://www.meanwell.com/manual.html>



Компания «ЭлектроПласт» предлагает заключение долгосрочных отношений при поставках импортных электронных компонентов на взаимовыгодных условиях!

Наши преимущества:

- Оперативные поставки широкого спектра электронных компонентов отечественного и импортного производства напрямую от производителей и с крупнейших мировых складов;
- Поставка более 17-ти миллионов наименований электронных компонентов;
- Поставка сложных, дефицитных, либо снятых с производства позиций;
- Оперативные сроки поставки под заказ (от 5 рабочих дней);
- Экспресс доставка в любую точку России;
- Техническая поддержка проекта, помощь в подборе аналогов, поставка прототипов;
- Система менеджмента качества сертифицирована по Международному стандарту ISO 9001;
- Лицензия ФСБ на осуществление работ с использованием сведений, составляющих государственную тайну;
- Поставка специализированных компонентов (Xilinx, Altera, Analog Devices, Intersil, Interpoint, Microsemi, Aeroflex, Peregrine, Syfer, Eurofarad, Texas Instrument, Miteq, Cobham, E2V, MA-COM, Hittite, Mini-Circuits, General Dynamics и др.);

Помимо этого, одним из направлений компании «ЭлектроПласт» является направление «Источники питания». Мы предлагаем Вам помощь Конструкторского отдела:

- Подбор оптимального решения, техническое обоснование при выборе компонента;
- Подбор аналогов;
- Консультации по применению компонента;
- Поставка образцов и прототипов;
- Техническая поддержка проекта;
- Защита от снятия компонента с производства.



Как с нами связаться

Телефон: 8 (812) 309 58 32 (многоканальный)

Факс: 8 (812) 320-02-42

Электронная почта: org@eplast1.ru

Адрес: 198099, г. Санкт-Петербург, ул. Калинина, дом 2, корпус 4, литера А.