

## ECS SERIES

### Current Sensors



### Description

The ECS Series of single-phase AC current sensors is a universal, overcurrent or undercurrent sensing control. Its built-in toroidal sensor eliminates the inconvenience of installing a stand-alone current transformer. Includes onboard adjustments for current sensing mode, trip point, and trip delay. Detects over or undercurrent events like locked rotor, loss of load, an open heater or lamp load, or proves an operation is taking place or has ended.

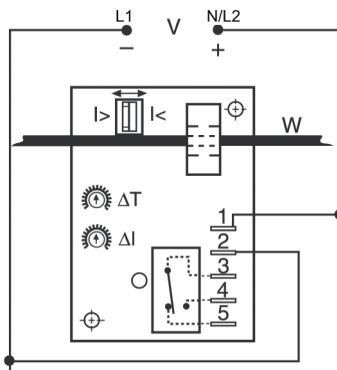
### Operation

Input voltage must be supplied at all times for proper operation. When a fault is sensed throughout the trip delay, the output relay is energized. When the current returns to the normal run condition or zero, the output and the delay are reset. If a fault is sensed and then corrected before the trip delay is completed, the relay will not energize and the trip delay is reset to zero.

### Adjustment

Select the desired function, over or under current sensing. Set the trip point and trip delay to approximate settings. Apply power to the ECS and the monitored load. Turn adjustment and watch the LED. LED will light; turn slightly in opposite direction until LED is off. Adjustment can be done while connected to the control circuitry if the trip delay is set at maximum. To increase sensitivity, multiple turns may be made through the ECS's toroidal sensor. The appropriate trip point range is determined by multiplying the amperage load by the number of turns/passes through the toroidal sensor. When using an external CT, select a 2VA, 0-5A output CT rated for the current to be monitored. Select ECS adjustment range 0. Pass one secondary wire lead through the ECS toroid and connect the secondary leads together.

### Wiring Diagram



V = Voltage  
 I> = Overcurrent  
 I< = Undercurrent  
 W = Insulated Wire Carrying Monitored Current

Relay contacts are isolated. Arrow on the toroid points toward the load.

### Ordering Information

See next page.

### Features & Benefits

FEATURES	BENEFITS
<b>Built-in toroidal current sensing</b>	Eliminates need to install stand-alone current transformer and provides isolation from monitored circuit
<b>Encapsulated</b>	Protects against shock, vibration, and humidity
<b>Adjustable mode, trip point and trip delay</b>	Provides flexibility for use in many applications
<b>10A, SPDT isolated relay output</b>	Allows control of AC voltage loads

### Accessories



**P1015-13** (AWG 10/12), **P1015-64** (AWG 14/16), **P1015-14** (AWG 18/22) **Female Quick Connect**  
 These 0.25 in. (6.35 mm) female terminals are constructed with an insulator barrel to provide strain relief.

## ECS SERIES

### Ordering Information

MODEL	SENSING	INPUT VOLTAGE	TRIP POINT ADJUSTABLE	TRIP DELAY	SENSING DELAY ON STARTUP
ECS20BC	Selectable, over or undercurrent	24VAC	0.5 - 5A	0.5 - 50s	1s
ECS21BC	Selectable, over or undercurrent	24VAC	2 - 20A	0.5 - 50s	1s
ECS2HBC	Selectable, over or undercurrent	24VAC	5 - 50A	0.5 - 50s	1s
ECS30AC	Selectable, over or undercurrent	24VDC	0.5 - 5A	0.150 - 7s	1s
ECS40A	Selectable, over or undercurrent	120VAC	0.5 - 5A	0.150 - 7s	0s
ECS40AC	Selectable, over or undercurrent	120VAC	0.5 - 5A	0.150 - 7s	1s
ECS40BC	Selectable, over or undercurrent	120VAC	0.5 - 5A	0.5 - 50s	1s
ECS41A	Selectable, over or undercurrent	120VAC	2 - 20A	0.150 - 7s	0s
ECS41AC	Selectable, over or undercurrent	120VAC	2 - 20A	0.150 - 7s	1s
ECS41BC	Selectable, over or undercurrent	120VAC	2 - 20A	0.5 - 50s	1s
ECS41BD	Selectable, over or undercurrent	120VAC	2 - 20A	0.5 - 50s	2s
ECS41BH	Selectable, over or undercurrent	120VAC	2 - 20A	0.5 - 50s	6s
ECS4HBC	Selectable, over or undercurrent	120VAC	5 - 50A	0.5 - 50s	1s
ECS4HBH	Selectable, over or undercurrent	120VAC	5 - 50A	0.5 - 50s	6s
ECS60AH	Selectable, over or undercurrent	230VAC	0.5 - 5A	0.150 - 7s	6s
ECS60BC	Selectable, over or undercurrent	230VAC	0.5 - 5A	0.5 - 50s	1s
ECS61BC	Selectable, over or undercurrent	230VAC	2 - 20A	0.5 - 50s	1s
ECS6HAH	Selectable, over or undercurrent	230VAC	5 - 50A	0.150 - 7s	6s
ECSH21F2.5C	Overcurrent	24VAC	2 - 20A	2.5s	1s
ECSH30AC	Overcurrent	24VDC	0.5 - 5A	0.150 - 7s	1s
ECSH31AD	Overcurrent	24VDC	2 - 20A	0.150 - 7s	2s
ECSH31F.08D	Overcurrent	24VDC	2 - 20A	0.08s	2s
ECSH3HF0.08D	Overcurrent	24VDC	5 - 50A	0.08s	2s
ECSH34F.08C	Overcurrent	24VDC	4A non-adjustable	0.08s	1s
ECSH40A	Overcurrent	120VAC	0.5 - 5A	0.150 - 7s	0s
ECSH40AC	Overcurrent	120VAC	0.5 - 5A	0.150 - 7s	1s
ECSH40AD	Overcurrent	120VAC	0.5 - 5A	0.150 - 7s	2s
ECSH41AC	Overcurrent	120VAC	2 - 20A	0.150 - 7s	1s
ECSH41AD	Overcurrent	120VAC	2 - 20A	0.150 - 7s	2s
ECSH41BC	Overcurrent	120VAC	2 - 20A	0.5 - 50s	1s
ECSH41F.08D	Overcurrent	120VAC	2 - 20A	0.08s	2s
ECSH4HAD	Overcurrent	120VAC	5 - 50A	0.150 - 7s	2s
ECSH4HF.08D	Overcurrent	120VAC	5 - 50A	0.08s	2s
ECSH61AD	Overcurrent	230VAC	2 - 20A	0.150 - 7s	2s
ECSL31A	Undercurrent	24VDC	2 - 20A	0.150 - 7s	0s
ECSL40AC	Undercurrent	120VAC	0.5 - 5A	0.150 - 7s	1s
ECSL40B	Undercurrent	120VAC	0.5 - 5A	0.5 - 50s	0s
ECSL40BH	Undercurrent	120VAC	0.5 - 5A	0.5 - 50s	6s
ECSL41A	Undercurrent	120VAC	2 - 20A	0.150 - 7s	0s
ECSL41AD	Undercurrent	120VAC	2 - 20A	0.150 - 7s	2s
ECSH4HAD	Overcurrent	120VAC	5 - 50A	0.150 - 7s	2s
ECSL41AH	Undercurrent	120VAC	2 - 20A	0.150 - 7s	6s
ECSL4HAC	Undercurrent	120VAC	5 - 50A	0.150 - 7s	1s
ECSL4HBH	Undercurrent	120VAC	5 - 50A	0.5 - 50s	6s
ECSL61AH	Undercurrent	230VAC	2 - 20A	0.150 - 7s	6s
ECSL6HAC	Undercurrent	230VAC	5 - 50A	0.150 - 7s	1s

If you don't find the part you need, call us for a custom product 800-843-8848

## ECS SERIES

### Specifications

#### Sensor

**Type** Toroidal through hole wiring  
**Mode** Over or undercurrent, switch selectable on the unit or factory fixed

**Trip Point Range** 0.5 - 50A in 3 adjustable ranges or fixed

**Tolerance**  
**Adjustable** Guaranteed range  
**Fixed** 0.5 - 25A: 0.5A or  $\pm 5\%$  whichever is less;  
26 - 50A:  $\pm 2.5\%$

**Maximum Allowable Current** Steady – 50A turns;  
Inrush – 300A turns for 10s

**Trip Point Hysteresis**  $\approx \pm 5\%$

**Trip Point vs. Temperature**  $\pm 5\%$

**Response Time**  $\leq 75\text{ms}$

**Frequency** 45/500 Hz

**Type of Detection** Peak detection

#### Trip Delay

**Type** Analog

#### Range

**Adjustable** 0.150 - 7s; 0.5 - 50s (guaranteed ranges)

**Factory Fixed**  $\pm 10\%$

**Delay vs. Temperature**  $\pm 15\%$

**Sensing Delay on Startup** Factory fixed 0 - 6s: +40%, -0%

#### Input

**Voltage** 24 , 120, or 230VAC; 12 or 24VDC

#### Tolerance

**12VDC & 24VDC/AC** -15 - 20%

**120 & 230VAC** -20 - 10%

**AC Line Frequency** 50/60 Hz

#### Output

**Type** Electromechanical relay

**Form** Isolated, SPDT

**Rating** 10A resistive @ 240VAC; 1/4 hp @ 125VAC;

1/2 hp @ 250VAC

**Life** Mechanical –  $1 \times 10^6$ ; Electrical –  $1 \times 10^5$

#### Protection

**Circuitry** Encapsulated

**Isolation Voltage**  $\geq 2500\text{V RMS}$  input to output

**Insulation Resistance**  $\geq 100 \text{ M}\Omega$

#### Mechanical

**Mounting** Surface mount with two #6 (M3.5 x 0.6) screws

**Dimensions** **H** 88.9 mm (3.5"); **W** 63.5 mm (2.5");

**D** 44.5 mm (1.75")

**Termination** 0.25 in. (6.35 mm) male quick connect terminals (5)

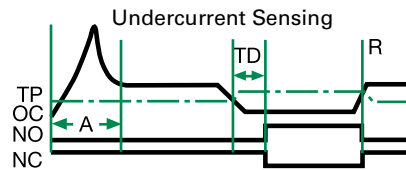
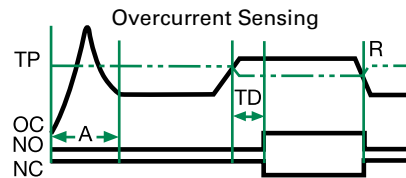
#### Environmental

**Operating/Storage Temperature** -40° to 60°C / -40° to 85°C

**Humidity** 95% relative, non-condensing

**Weight**  $\approx 6.4 \text{ oz}$  (181 g)

### Function Diagrams



NO = Normally Open Contact  
NC = Normally Closed Contact  
A = Sensing Delay On Start Up  
TD = Trip Delay  
TP = Trip Point  
R = Reset  
OC = Monitored Current



Компания «ЭлектроПласт» предлагает заключение долгосрочных отношений при поставках импортных электронных компонентов на взаимовыгодных условиях!

Наши преимущества:

- Оперативные поставки широкого спектра электронных компонентов отечественного и импортного производства напрямую от производителей и с крупнейших мировых складов;
- Поставка более 17-ти миллионов наименований электронных компонентов;
- Поставка сложных, дефицитных, либо снятых с производства позиций;
- Оперативные сроки поставки под заказ (от 5 рабочих дней);
- Экспресс доставка в любую точку России;
- Техническая поддержка проекта, помощь в подборе аналогов, поставка прототипов;
- Система менеджмента качества сертифицирована по Международному стандарту ISO 9001;
- Лицензия ФСБ на осуществление работ с использованием сведений, составляющих государственную тайну;
- Поставка специализированных компонентов (Xilinx, Altera, Analog Devices, Intersil, Interpoint, Microsemi, Aeroflex, Peregrine, Syfer, Eurofarad, Texas Instrument, Miteq, Cobham, E2V, MA-COM, Hittite, Mini-Circuits, General Dynamics и др.);

Помимо этого, одним из направлений компании «ЭлектроПласт» является направление «Источники питания». Мы предлагаем Вам помощь Конструкторского отдела:

- Подбор оптимального решения, техническое обоснование при выборе компонента;
- Подбор аналогов;
- Консультации по применению компонента;
- Поставка образцов и прототипов;
- Техническая поддержка проекта;
- Защита от снятия компонента с производства.



#### Как с нами связаться

**Телефон:** 8 (812) 309 58 32 (многоканальный)

**Факс:** 8 (812) 320-02-42

**Электронная почта:** [org@eplast1.ru](mailto:org@eplast1.ru)

**Адрес:** 198099, г. Санкт-Петербург, ул. Калинина, дом 2, корпус 4, литера А.