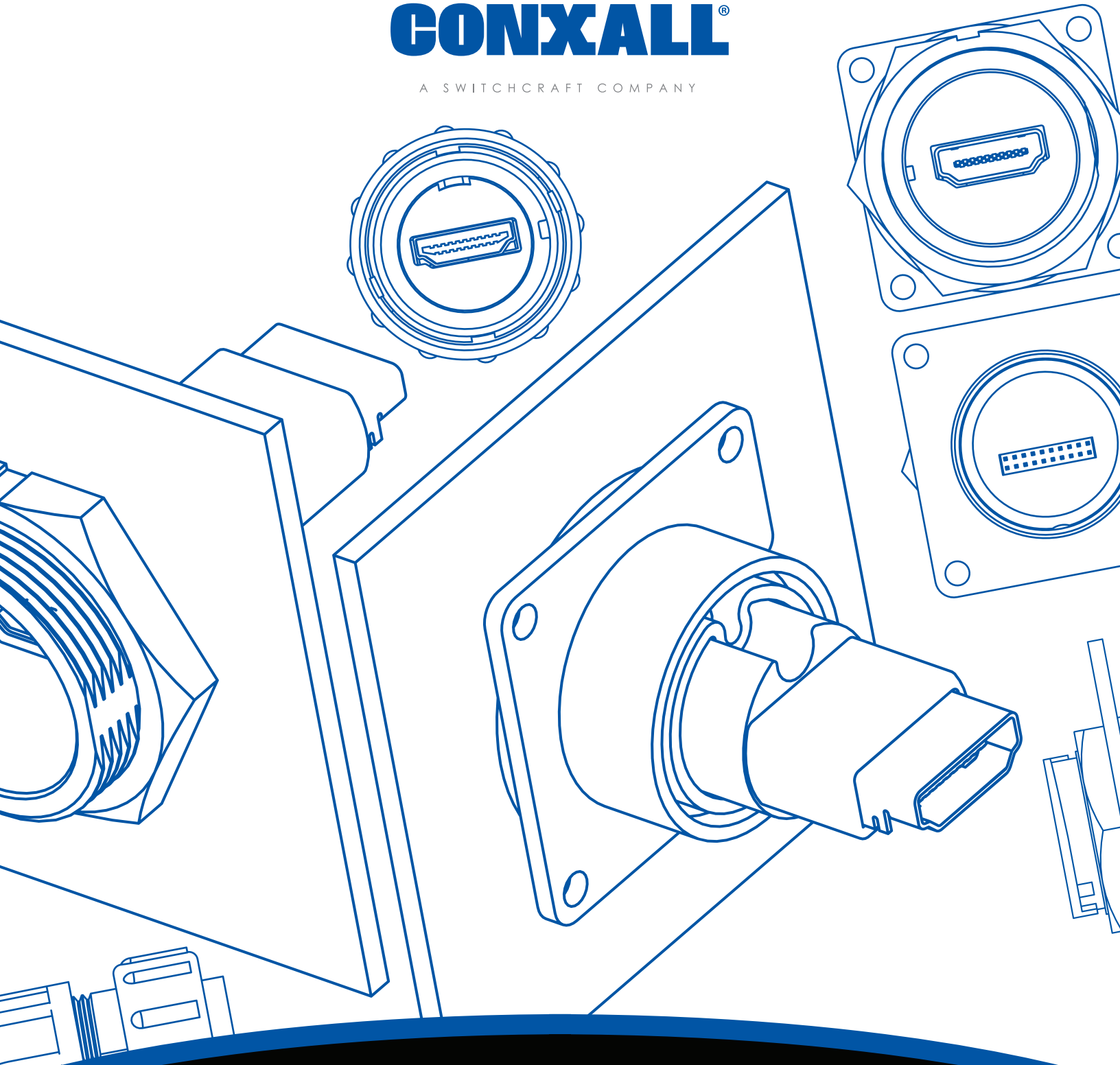


# CONXALL®

A SWITCHCRAFT COMPANY



## HDMI WEATHERTIGHT CONNECTORS

NPB | C714

# HDMI WEATHERTIGHT CONNECTORS

NPB | C714



## FEATURES & BENEFITS

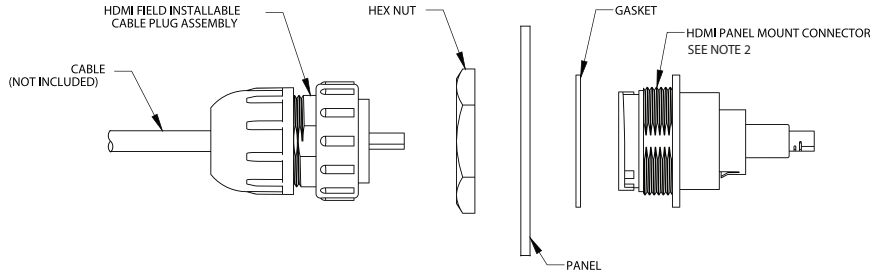
- Sealed to IP67 & IP68 NEMA 250 (6P)  
(when panel connector is rear mounted  
and mated to the cable)
- Feed-thru termination on the panel for  
easy field installation
- Easy to assemble
- Quick connect bayonet or threaded  
style interface
- RoHS Compliant - UV F1 rated housing

## APPLICATIONS

- Data transmission
- Military or industrial  
GPS location devices
- Instrumentation
- Medical data carts
- Data acquisition units
- General industrial applications

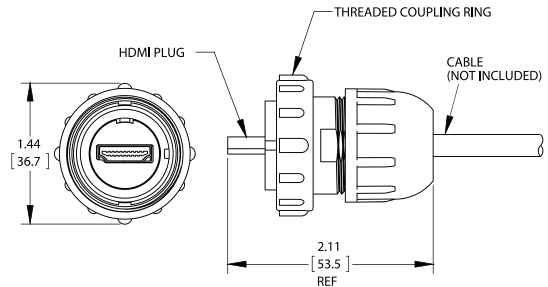
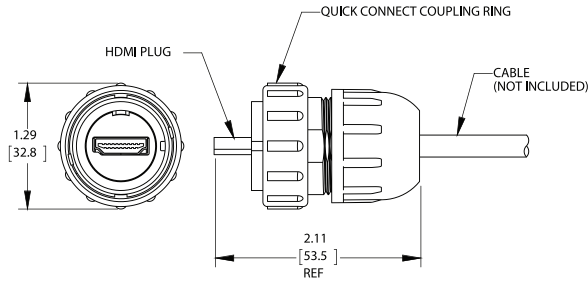
# HDMI WEATHERTIGHT CONNECTORS

## NPB | C714

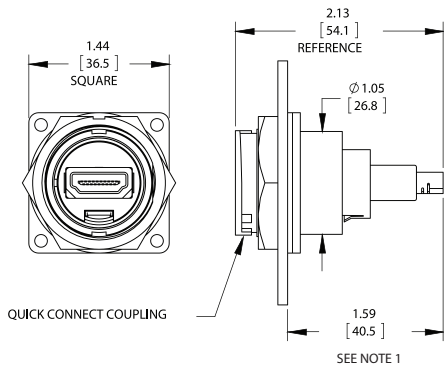


INDUSTRIAL HDMI CABLE PLUG  
 QUICK CONNECT COUPLING  
 (DCC-HDMIB-310 SHOWN)

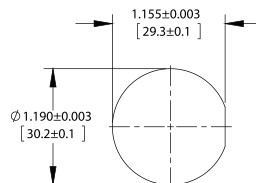
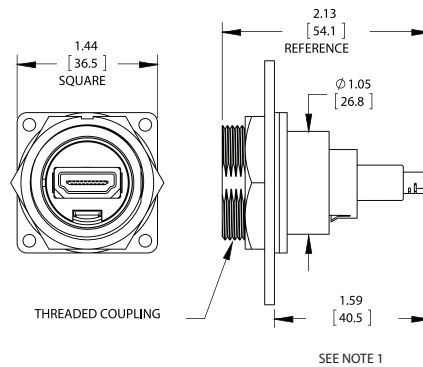
INDUSTRIAL HDMI CABLE PLUG  
 THREADED COUPLING  
 (DCC-HDMIT-310 SHOWN)



DCP-HDMIB-F SHOWN  
 (HDMI FEED-THRU CONNECTOR WITH QUICK-CONNECT COUPLING)



DCP-HDMIT-F SHOWN  
 (HDMI FEED-THRU CONNECTOR WITH THREADED COUPLING)



RECOMMENDED PANEL CUT-OUT  
 QUICK CONNECT COUPLING  
 OR THREADED COUPLING

NOTE 1: THE DIMENSION DOES NOT INCLUDE GASKET COMPRESSION.

NOTE 2: THE PANEL CONNECTOR MEETS IP67 & IP68, NEMA 250 (6P) WHEN CONNECTOR IS REAR MOUNTED USING THE HEX NUT.

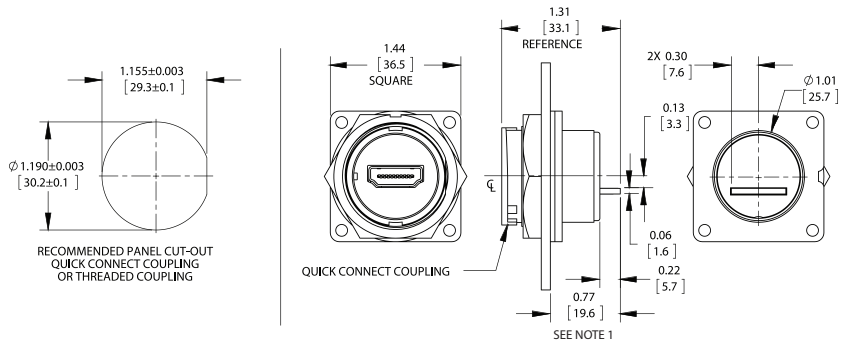
UNITS ARE LISTED IN INCHES [mm]. ALL DIMENSIONS ARE REFERENCE ONLY.

PLEASE VISIT [WWW.CONXALL.COM](http://WWW.CONXALL.COM) FOR THE MOST UP-TO-DATE PRODUCT SPECIFICATIONS.

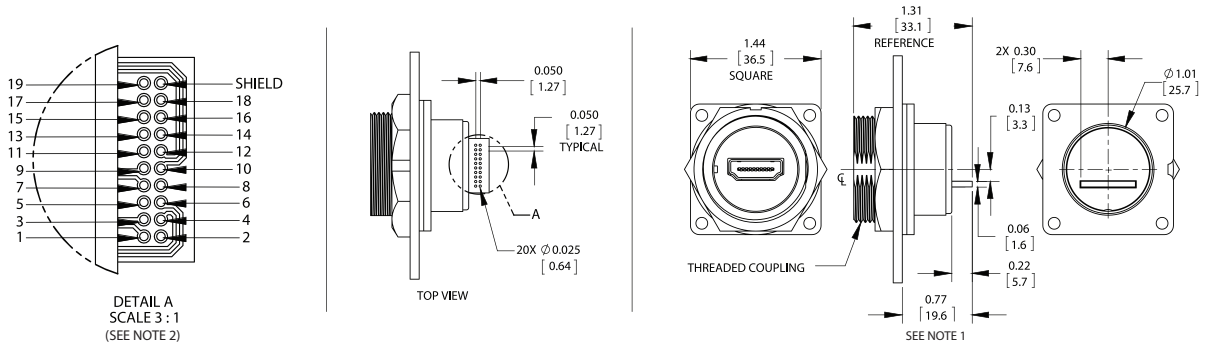
# HDMI WEATHERTIGHT CONNECTORS

## NPB | C714

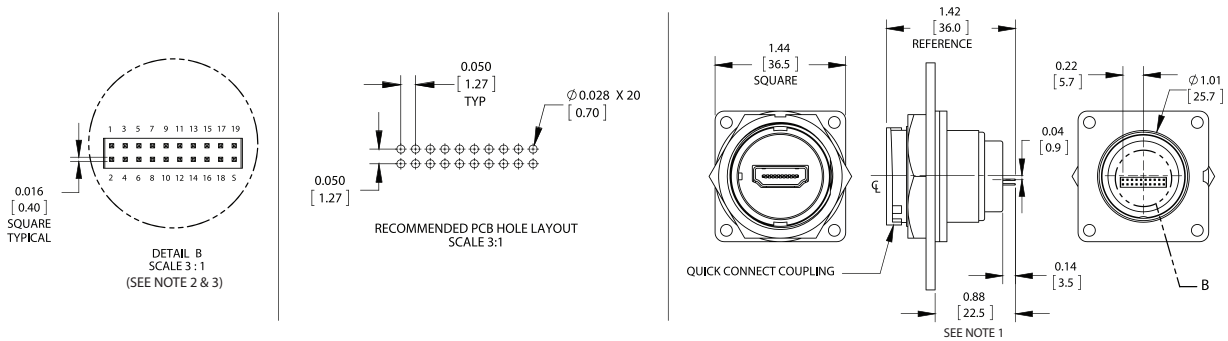
DCP-HDMIB-SC SHOWN  
(HDMI CONNECTOR TO PCB HOLES WITH QUICK-CONNECT COUPLING)



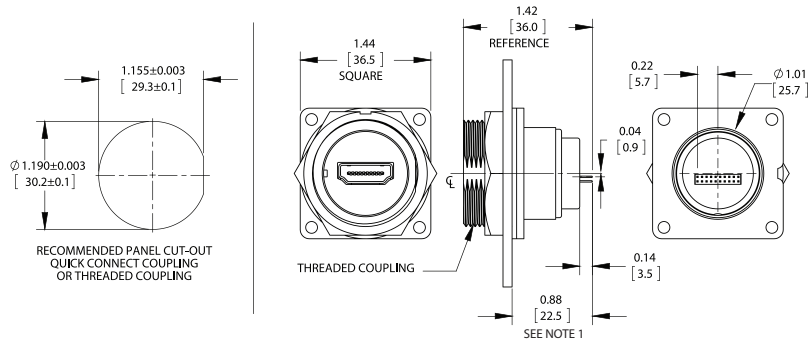
DCP-HDMIT-SC SHOWN  
(HDMI CONNECTOR TO PCB HOLES WITH THREADED COUPLING)



DCP-HDMIB-HD SHOWN  
(HDMI CONNECTOR TO HEADER WITH QUICK-CONNECT COUPLING)



DCP-HDMIT-HD SHOWN  
(HDMI CONNECTOR TO HEADER WITH THREADED COUPLING)



NOTE 1: THE DIMENSION DOES NOT INCLUDE GASKET COMPRESSION. NOTE 2: THE PINOUT IS TYPICAL FOR THREADED OR QUICK CONNECT COUPLING.  
NOTE 3: THE NUMBERS ARE FOR REFERENCE ONLY AND DO NOT APPEAR ON THE PART.  
UNITS ARE LISTED IN INCHES [mm]. ALL DIMENSIONS ARE REFERENCE ONLY.

PLEASE VISIT [WWW.CONXALL.COM](http://WWW.CONXALL.COM) FOR THE MOST UP-TO-DATE PRODUCT SPECIFICATIONS.

# HDMI WEATHERTIGHT CONNECTORS

NPB | C714

## SPECIFICATIONS

### MECHANICAL SPECIFICATIONS

Life:	Minimum 350 insertion/withdrawal cycles
Hex Nut Torque:	10-12 in-lb max
Coupling Locking Style:	Quick Connect (Bayonet) or Threaded
Backshell Style:	Threaded Nut-Squeezed Grommet

### ELECTRICAL SPECIFICATIONS

Current Rating:	0.5 A
Contact Resistance:	50 mΩ max
Insulation Resistance:	10 MΩ min (mated)
Dielectric Withstanding Voltage:	300 V AC/one minute (mated)

### ENVIRONMENTAL SPECIFICATIONS

Temperature Rating:	-20 °C to +80 °C (-4°F to +176°F)
Moisture Resistance:	Mil-Std 202G Method 106G
Insulation Resistance:	Mil-Std 202G Method 302
Vibration:	Mil-Std 202G Method 201A
Thermal Shock:	Mil-Std 202G Method 107G
Weathertight:	IP67 & IP68, NEMA 250 (6P) (when rear mounted & mated)
Salt Atmosphere (Corrosion):	Mil-Std 202G Method 101E

### MATERIAL SPECIFICATIONS

Plug Nut, Coupling Ring:	Thermoplastic
Plug Housing, Insert:	Thermoplastic
Sealing Ring, O-Ring:	Elastomer
Panel Housing, Hex Nut:	Thermoplastic
Gasket:	Elastomer

#### HDMI Plug:

Shell:	Copper Alloy, Nickel Plated
Contacts:	Copper Alloy, Gold Plated over Nickel
Insulator:	Thermoplastic
PCB:	FR-4

#### HDMI Feed-Thru Receptacle:

Shell:	Copper Alloy, Nickel Plated
Contacts:	Copper Alloy, Gold Plated
Insulator:	Thermoplastic

#### HDMI PCB Receptacle:

Shell:	Copper Alloy, Tin Plated
Contacts:	Copper Alloy, Selective Gold Plated
Insulator:	Thermoplastic

### MOLDED CABLE ASSEMBLIES

Consult factory for molded options

### OTHER

Flame Rating:	UL 94V-0
Recommended Panel Thickness:	1/32" - 3/16" [0.8mm to 4.8mm] - Quick Connect Coupling 1/32" - 5/32" [0.8mm to 3.9mm] - Threaded Coupling

#### Recommended Cable Type

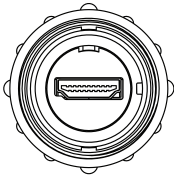
Cable Type:	HDMI High Speed
Outer Cable O.D. Range:	0.197"-0.236" [5.0mm-6.0mm]

# HDMI WEATHERTIGHT CONNECTORS

NPB | C714

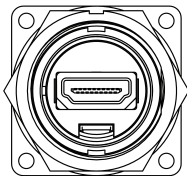
## PART NUMBERS

### INDUSTRIAL HDMI PLUG - FIELD INSTALLABLE



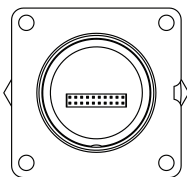
PART NUMBER	COUPLING TYPE
DCC-HDMIB-310	QUICK CONNECT
DCC-HDMIT-310	THREADED

### HDMI PANEL CONNECTOR - FEED-THRU



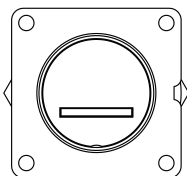
PART NUMBER	COUPLING TYPE	DESCRIPTION
DCP-HDMIB-F	QUICK CONNECT	HDMI FEED-THRU PANEL CONNECTOR
DCP-HDMIT-F	THREADED	HDMI FEED-THRU PANEL CONNECTOR

### HDMI PANEL CONNECTOR - HDMI TO HEADER



PART NUMBER	COUPLING TYPE	DESCRIPTION
DCP-HDMIB-HD	QUICK CONNECT	HDMI CONNECTOR TO 20 PIN HEADER
DCP-HDMIT-HD	THREADED	HDMI CONNECTOR TO 20 PIN HEADER

### HDMI PANEL CONNECTOR - HDMI TO PCB HOLES



PART NUMBER	COUPLING TYPE	DESCRIPTION
DCP-HDMIB-SC	QUICK CONNECT	HDMI CONNECTOR TO PCB HOLES
DCP-HDMIT-SC	THREADED	HDMI CONNECTOR TO PCB HOLES



Компания «ЭлектроПласт» предлагает заключение долгосрочных отношений при поставках импортных электронных компонентов на взаимовыгодных условиях!

Наши преимущества:

- Оперативные поставки широкого спектра электронных компонентов отечественного и импортного производства напрямую от производителей и с крупнейших мировых складов;
- Поставка более 17-ти миллионов наименований электронных компонентов;
- Поставка сложных, дефицитных, либо снятых с производства позиций;
- Оперативные сроки поставки под заказ (от 5 рабочих дней);
- Экспресс доставка в любую точку России;
- Техническая поддержка проекта, помощь в подборе аналогов, поставка прототипов;
- Система менеджмента качества сертифицирована по Международному стандарту ISO 9001;
- Лицензия ФСБ на осуществление работ с использованием сведений, составляющих государственную тайну;
- Поставка специализированных компонентов (Xilinx, Altera, Analog Devices, Intersil, Interpoint, Microsemi, Aeroflex, Peregrine, Syfer, Eurofarad, Texas Instrument, Miteq, Cobham, E2V, MA-COM, Hittite, Mini-Circuits, General Dynamics и др.);

Помимо этого, одним из направлений компании «ЭлектроПласт» является направление «Источники питания». Мы предлагаем Вам помощь Конструкторского отдела:

- Подбор оптимального решения, техническое обоснование при выборе компонента;
- Подбор аналогов;
- Консультации по применению компонента;
- Поставка образцов и прототипов;
- Техническая поддержка проекта;
- Защита от снятия компонента с производства.



#### Как с нами связаться

**Телефон:** 8 (812) 309 58 32 (многоканальный)

**Факс:** 8 (812) 320-02-42

**Электронная почта:** [org@eplast1.ru](mailto:org@eplast1.ru)

**Адрес:** 198099, г. Санкт-Петербург, ул. Калинина, дом 2, корпус 4, литера А.