

AC and CG3 Series




Agency Approvals

| AGENCY | AGENCY FILE NUMBER |
|---|--------------------|
|  | E320116* |

*NOTE: CG3 7.5 product UL approval is currently pending

2 Electrode GDT Graphical Symbol



Additional Information



**Datasheet
AC Series**



**Resources
AC Series**



**Samples
AC Series**



**Datasheet
CG3 Series**



**Resources
CG3 Series**



**Samples
CG3 Series**

Description

Littelfuse AC series two-electrode line protectors provide a high degree of surge protection in AC line applications. The two models, AC120 and AC240 are designed for use with 120VAC and 240VAC lines respectively. They are able to extinguish AC follow-on currents of at least 200A.

Littelfuse CG3 two electrode high voltage (1.0 - 7.5 KV) devices are designed for surge protection and high isolation applications, and for applications for which bias voltages or signal levels of several hundred volts are normally present.

Features

- Rugged ceramic-metal construction
- Available in tape-and-reel packaging
- Low capacitance (<1.5 pF)
- Available with or without leads

Applications

AC Series:

- Long branch circuits (AC wall outlet)
- Short branch circuits (at breaker box, computer, etc)
- Power supplies
- Test equipment
- Submersible pumps
- Medical electronics

CG3 Series:

- CRT terminals
- CATV equipment
- Antennas
- Power supplies
- Medical electronics

Electrical Characteristics

| Part Number | Device Dimension Type | Device Specifications (at 25°C) | | | | | | Life Ratings | | | | | | |
|--------------------------|-----------------------|---------------------------------|------|------|--|--|-----------------------|---------------------|--|------------------------------------|---|--|--|--|
| | | DC Breakdown in Volts (@100V/s) | | | Impulse Break-down in Volts (@100V/μs) | Impulse Break-down In Volts (@1 Kv/μsec) | Insulation Resistance | Capacitance (@1MHz) | Arc Voltage (on state Voltage) @1Amp Min | Max Follow On Current ³ | Nominal AC Discharge Current (10x1sec @50-60Hz) | AC Discharge Current (1 x 50Hz 9 cycles) | Nominal Impulse Discharge Current ⁴ (@8/20μs) | Max Surge Current ⁵ (@8/20μs) |
| | | MIN | TYP | MAX | MAX | | MIN | MAX | TYP | | | | | |
| AC120 ¹ | A | 230 | 285 | 340 | 500 | 550 | 10 GΩ (at 100V) | <1.5 pf | ~ 25 V | 200 Amps | 5 A | 65 A | 10 shots 5kA | 1 shot 10kA |
| AC240 ¹ | A | 480 | 600 | 720 | 1100 | 1200 | | | | | | | | |
| CG3 1.0 ¹ | A | 800 | 1000 | 1200 | 1400 | 1500 | 10 GΩ (at 100V) | <1.5 pf | ~ 25 V | 200 Amps | N/A | N/A | 10 shots 5kA | 1 shot 10kA |
| CG3 1.1 ¹ | A | 880 | 1100 | 1320 | 1600 | 1700 | | | | | | | | |
| CG3 1.2 ¹ | A | 960 | 1200 | 1440 | 1700 | 1800 | | | | | | | | |
| CG3 1.3 ¹ | A | 1040 | 1300 | 1560 | 1800 | 1900 | | | | | | | | |
| CG3 1.5 ¹ | A | 1200 | 1500 | 1800 | 1800 | 2000 | | | | | | | | |
| CG3 2.0 ¹ | A | 1600 | 2000 | 2400 | 2500 | 2750 | | | | | | | | |
| CG3 2.5 ¹ | A | 2000 | 2500 | 3000 | 3200 | 3500 | | | | | | | | |
| CG3 2.7 ¹ | A | 2160 | 2700 | 3240 | 3600 | 4000 | | | | | | | | |
| CG3 3.0 ¹ | A | 2400 | 3000 | 3600 | 4000 | 4200 | | | | | | | | |
| CG3 3.3 ¹ | A | 2640 | 3300 | 3960 | 4600 | 4700 | | | | | | | | |
| CG3 4.0 ² | B | 3200 | 4000 | 4800 | 5800 | 6000 | | | | | | | | |
| CG3 4.5 ² | B | 3600 | 4500 | 5400 | 6150 | 6500 | | | | | | | | |
| CG3 5.0 ² | B | 4000 | 5000 | 6000 | 7500 | 8000 | | | | | | | | |
| CG3 6.2 ^{2,7} | B | 4960 | 6200 | 7440 | 8100 | 9500 | | | | | | | | |
| CG3 6.5 ^{2,7} | B | 5200 | 6500 | 7800 | 9500 | 10000 | | | | | | | | |
| CG3 7.5 ^{2,6,7} | B | 6000 | 7500 | 9000 | 10000 | 10600 | | | | | | | | |

NOTES:

1. Refer to Production Dimensions section, outline A devices
2. Refer to Production Dimensions section, outline B devices
3. Tested to UL1449 – 120V r.m.s. for AC120, 230V r.m.s. all others.
Conducted with suitable MOV connected in series.
4. 10 x [5(+) and 5(-)] applications 5kA @ 8/20μs
5. 1 x [1(+) and 1(-)] application 10kA @ 8/20μs
6. CG3 7.5 product UL approval is currently pending
7. When ordering this item, use suffix code D004 when entering the part number.
The older product version without D004 suffix code has been discontinued.
Refer to Part Numbering System section for additional information.

Product Characteristics

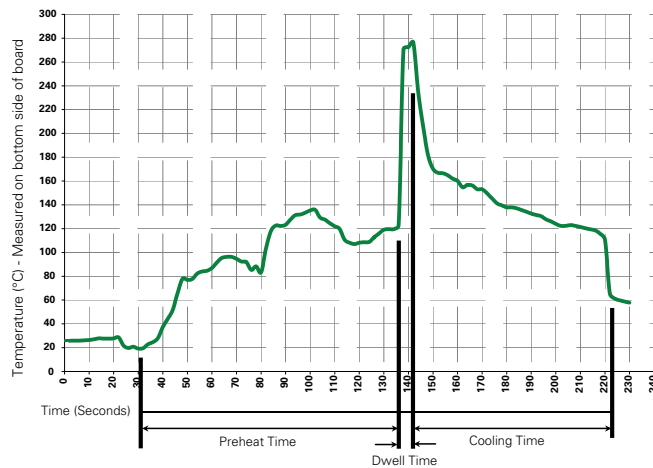
| | |
|--|--|
| Materials | Core Outline A & B items: Device: Tin Plated 17.5±12.5 Microns Axial Outline A & B items: Device & Wire: Tin Plated 17.5±12.5 Microns |
| Product Marking | LF Logo, Voltage and date code; Black ink positive print |
| Glow to arc transition current | < 0.5Amps |
| Glow Voltage | ~ 140 Volts |
| Storage and Operational Temperature | -40 to +90 |

Soldering Parameters - Reflow Soldering (Surface Mount Devices)

| | | |
|--|------------------------------------|-------------------------|
| Reflow Condition | | Pb – Free assembly |
| Pre Heat | - Temperature Min ($T_{s(min)}$) | 150°C |
| | - Temperature Max ($T_{s(max)}$) | 200°C |
| | - Time (Min to Max) (t_s) | 60 – 180 secs |
| Average ramp up rate (Liquidus Temp (T_L) to peak) | | 3°C/second max |
| $T_{s(max)}$ to T_L - Ramp-up Rate | | 5°C/second max |
| Reflow | - Temperature (T_L) (Liquidus) | 217°C |
| | - Temperature (t_l) | 60 – 150 seconds |
| Peak Temperature (T_p) | | 260 ^{+0/-5} °C |
| Time within 5°C of actual peak Temperature (t_p) | | 10 – 30 seconds |
| Ramp-down Rate | | 6°C/second max |
| Time 25°C to peak Temperature (T_p) | | 8 minutes Max. |
| Do not exceed | | 260°C |



Soldering Parameters - Wave Soldering (Thru-Hole Devices)



Recommended Process Parameters:

| Wave Parameter | Lead-Free Recommendation |
|---|--------------------------|
| Preheat: (Depends on Flux Activation Temperature) (Typical Industry Recommendation) | |
| Temperature Minimum: | 100° C |
| Temperature Maximum: | 150° C |
| Preheat Time: | 60-180 seconds |
| Solder Pot Temperature: | 280° C Maximum |
| Solder Dwell Time: | 2-5 seconds |

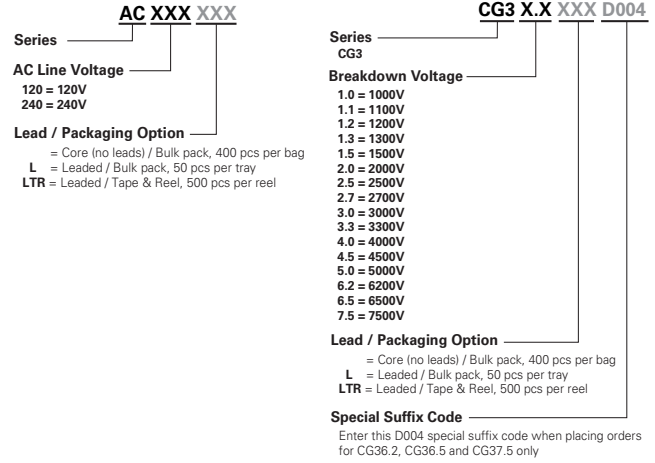
Soldering Parameters - Hand Soldering

Solder Iron Temperature: 350° C +/- 5°C
 Heating Time: 5 seconds max.

Device Dimensions



Part Numbering System and Ordering Information



Packaging Dimensions

For 'LTR' Option Code Axial Lead Items



Disclaimer Notice - Information furnished is believed to be accurate and reliable. However, users should independently evaluate the suitability of and test each product selected for their own applications. Littelfuse products are not designed for, and may not be used in, all applications. Read complete Disclaimer Notice at: www.littelfuse.com/disclaimer-electronics.



Компания «ЭлектроПласт» предлагает заключение долгосрочных отношений при поставках импортных электронных компонентов на взаимовыгодных условиях!

Наши преимущества:

- Оперативные поставки широкого спектра электронных компонентов отечественного и импортного производства напрямую от производителей и с крупнейших мировых складов;
- Поставка более 17-ти миллионов наименований электронных компонентов;
- Поставка сложных, дефицитных, либо снятых с производства позиций;
- Оперативные сроки поставки под заказ (от 5 рабочих дней);
- Экспресс доставка в любую точку России;
- Техническая поддержка проекта, помощь в подборе аналогов, поставка прототипов;
- Система менеджмента качества сертифицирована по Международному стандарту ISO 9001;
- Лицензия ФСБ на осуществление работ с использованием сведений, составляющих государственную тайну;
- Поставка специализированных компонентов (Xilinx, Altera, Analog Devices, Intersil, Interpoint, Microsemi, Aeroflex, Peregrine, Syfer, Eurofarad, Texas Instrument, Miteq, Cobham, E2V, MA-COM, Hittite, Mini-Circuits, General Dynamics и др.);

Помимо этого, одним из направлений компании «ЭлектроПласт» является направление «Источники питания». Мы предлагаем Вам помощь Конструкторского отдела:

- Подбор оптимального решения, техническое обоснование при выборе компонента;
- Подбор аналогов;
- Консультации по применению компонента;
- Поставка образцов и прототипов;
- Техническая поддержка проекта;
- Защита от снятия компонента с производства.



Как с нами связаться

Телефон: 8 (812) 309 58 32 (многоканальный)

Факс: 8 (812) 320-02-42

Электронная почта: org@eplast1.ru

Адрес: 198099, г. Санкт-Петербург, ул. Калинина, дом 2, корпус 4, литера А.