


## Feed-through terminal block - PT 6 - 3211813

Please be informed that the data shown in this PDF Document is generated from our Online Catalog. Please find the complete data in the user's documentation. Our General Terms of Use for Downloads are valid (<http://download.phoenixcontact.com>)



Feed-through terminal block, Connection method: Push-in connection, Cross section: 0.5 mm<sup>2</sup> - 10 mm<sup>2</sup>, AWG: 20 - 8, Width: 8.2 mm, Height: 42.2 mm, Color: gray, Mounting type: NS 35/7,5, NS 35/15

### Product Features

- ✓ The push-in connection terminal blocks are characterized by the system features of the CLIPLINE complete system and by easy and tool-free wiring of conductors with ferrules or solid conductors
- ✓ The compact design and front connection enable wiring in a confined space
- ✓ In addition to the testing facility in the double function shaft, all terminal blocks provide an additional test connection
- ✓ Tested for railway applications



### Key commercial data

|                                      |          |
|--------------------------------------|----------|
| Packing unit                         | 1 1      |
| Minimum order quantity               | 50 1     |
| Weight per Piece (excluding packing) | 15.6 GRM |
| Custom tariff number                 | 85369010 |
| Country of origin                    | Poland   |

### Technical data

#### General

|   |  |
|---|--|
| Number of levels                        | 1  |
| Number of connections                   | 2  |
| Color                                   | gray   |
| Insulating material                     | PA   |
| Inflammability class according to UL 94 | V0   |
| Area of application                     | Railway industry                                       |
|   | Mechanical engineering                                 |
|   | Plant engineering                                      |
| Maximum load current                    | 52 A (with 10 mm <sup>2</sup> conductor cross section) |

# Feed-through terminal block - PT 6 - 3211813

## Technical data

### General

|   |                                     |
|---|-------------------------------------|
| Rated surge voltage   | 8 kV                                |
| Pollution degree  | 3                                   |
| Surge voltage category  | III                                 |
| Insulating material group   | I                                   |
| Connection in acc. with standard  | IEC 60947-7-1                       |
| Nominal current I <sub>N</sub>  | 41 A                                |
| Nominal voltage U <sub>N</sub>  | 1000 V                              |
| Open side panel   | ja                                  |
| Shock protection test specification   | DIN EN 50274 (VDE 0660-514):2002-11 |
| Back of the hand protection   | guaranteed                          |
| Finger protection   | guaranteed                          |
| Surge voltage test setpoint   | 9.8 kV                              |
| Result of surge voltage test  | Test passed                         |
| Power frequency withstand voltage setpoint                                      | 2.2 kV                              |
| Result of power-frequency withstand voltage test                                | Test passed                         |
| Checking the mechanical stability of terminal points (5 x conductor connection) | Test passed                         |
| Bending test rotation speed   | 10 rpm                              |
| Bending test turns  | 135                                 |
| Bending test conductor cross section/weight                                     | 0.5 mm <sup>2</sup> / 0.3 kg        |
|   | 6 mm <sup>2</sup> / 1.4 kg          |
|   | 10 mm <sup>2</sup> / 2 kg           |
| Result of bending test  | Test passed                         |
| Conductor cross section tensile test  | 0.5 mm <sup>2</sup>                 |
| Tractive force setpoint   | 20 N                                |
| Conductor cross section tensile test  | 6 mm <sup>2</sup>                   |
| Tractive force setpoint   | 80 N                                |
| Conductor cross section tensile test  | 10 mm <sup>2</sup>                  |
| Tractive force setpoint   | 90 N                                |
| Tensile test result   | Test passed                         |
| Tight fit on carrier  | NS 35                               |
| Setpoint  | 5 N                                 |
| Result of tight fit test  | Test passed                         |
| Requirements, voltage drop  | ≤ 3.2 mV                            |
| Result of voltage drop test   | Test passed                         |
| Temperature-rise test   | Test passed                         |
| Conductor cross section short circuit testing                                   | 6 mm <sup>2</sup>                   |

# Feed-through terminal block - PT 6 - 3211813

## Technical data

### General

|   |  |
|---|--|
| Short-time current  | 0.72 kA  |
| Conductor cross section short circuit testing                         | 10 mm <sup>2</sup>                               |
| Short-time current  | 1.2 kA   |
| Short circuit stability result  | Test passed                                      |
| Ageing test for screwless modular terminal block temperature cycles   | 192  |
| Result of aging test  | Test passed                                      |
| Proof of thermal characteristics (needle flame) effective duration    | 30 s   |
| Result of thermal test  | Test passed                                      |
| Test specification, oscillation, broadband noise                      | DIN EN 50155 (VDE 0115-200):2008-03              |
| Test spectrum   | Service life test category 2, bogie mounted      |
| Test frequency  | f <sub>1</sub> = 5 Hz to f <sub>2</sub> = 150 Hz |
| ASD level   | 11.83 (m/s <sup>2</sup> ) <sup>2</sup> /Hz       |
| Acceleration  | 4.25 g   |
| Test duration per axis  | 5 h  |
| Test directions   | X-, Y- and Z-axis                                |
| Oscillation, broadband noise test result                              | Test passed                                      |
| Test specification, shock test  | DIN EN 50155 (VDE 0115-200):2008-03              |
| Shock form  | Half-sine  |
| Acceleration  | 30 g   |
| Shock duration  | 18 ms  |
| Number of shocks per direction  | 3  |
| Test directions   | X-, Y- and Z-axis (pos. and neg.)                |
| Shock test result   | Test passed                                      |
| Temperature index, insulating material (DIN EN 60216-1 (VDE 0304-21)) | 130 °C   |
| Static insulating material application in cold                        | -60 °C   |

### Dimensions

|                  |         |
|------------------|---------|
| Width            | 8.2 mm  |
| Length           | 57.7 mm |
| Height           | 42.2 mm |
| Height NS 35/7,5 | 43.5 mm |
| Height NS 35/15  | 51 mm   |

### Connection data

|  |                     |
|--|---------------------|
| Conductor cross section solid min.     | 0.5 mm <sup>2</sup> |
| Conductor cross section solid max.     | 10 mm <sup>2</sup>  |
| Conductor cross section AWG/kcmil min. | 20                  |
| Conductor cross section AWG/kcmil max  | 8                   |

## Feed-through terminal block - PT 6 - 3211813

### Technical data

#### Connection data

|   |                     |
|---|---------------------|
| Conductor cross section stranded min.   | 0.5 mm <sup>2</sup> |
| Conductor cross section stranded max.   | 6 mm <sup>2</sup>   |
| Min. AWG conductor cross section, stranded  | 20                  |
| Max. AWG conductor cross section, stranded  | 10                  |
| Conductor cross section stranded, with ferrule without plastic sleeve min.              | 0.5 mm <sup>2</sup> |
| Conductor cross section stranded, with ferrule without plastic sleeve max.              | 6 mm <sup>2</sup>   |
| Conductor cross section stranded, with ferrule with plastic sleeve min.                 | 0.5 mm <sup>2</sup> |
| Conductor cross section stranded, with ferrule with plastic sleeve max.                 | 6 mm <sup>2</sup>   |
| 2 conductors with same cross section, stranded, TWIN ferrules with plastic sleeve, min. | 0.5 mm <sup>2</sup> |
| 2 conductors with same cross section, stranded, TWIN ferrules with plastic sleeve, max. | 1.5 mm <sup>2</sup> |
| Connection method   | Push-in connection  |
| Stripping length  | 12 mm               |
| Internal cylindrical gage   | A5                  |

### Classifications

#### eCl@ss

|            |          |
|------------|----------|
| eCl@ss 4.0 | 27141120 |
| eCl@ss 4.1 | 27141120 |
| eCl@ss 5.0 | 27141120 |
| eCl@ss 5.1 | 27141120 |
| eCl@ss 6.0 | 27141120 |
| eCl@ss 7.0 | 27141120 |
| eCl@ss 8.0 | 27141120 |

#### ETIM

|          |          |
|----------|----------|
| ETIM 4.0 | EC000897 |
| ETIM 5.0 | EC000897 |

#### UNSPSC

|               |          |
|---------------|----------|
| UNSPSC 6.01   | 30211811 |
| UNSPSC 7.0901 | 39121410 |
| UNSPSC 11     | 39121410 |
| UNSPSC 12.01  | 39121410 |
| UNSPSC 13.2   | 39121410 |

# Feed-through terminal block - PT 6 - 3211813

## Approvals

### Approvals

---

#### Approvals

UL Recognized / cUL Recognized / VDE Zeichengenehmigung / LR / GL / CSA / IECCEB Scheme / GOST / cULus Recognized

---


#### Ex Approvals


---


#### Approvals submitted

---

### Approval details

|  |       |       |
|--|-------|-------|
| UL Recognized  |       |       |
|  | B     | C     |
| mm <sup>2</sup> /AWG/kcmil   | 20-8  | 20-8  |
| Nominal current I <sub>N</sub>   | 40 A  | 40 A  |
| Nominal voltage U <sub>N</sub>   | 600 V | 600 V |

|  |       |       |
|--|-------|-------|
| cUL Recognized  |       |       |
|  | B     | C     |
| mm <sup>2</sup> /AWG/kcmil   | 20-8  | 20-8  |
| Nominal current I <sub>N</sub>   | 40 A  | 40 A  |
| Nominal voltage U <sub>N</sub>   | 600 V | 600 V |

|  |        |
|--|--------|
| VDE Zeichengenehmigung  |        |
| mm <sup>2</sup> /AWG/kcmil   | 0.5-6  |
| Nominal voltage U <sub>N</sub>   | 1000 V |

|    |
|----|
| LR |
|----|

# Feed-through terminal block - PT 6 - 3211813

## Approvals

GL

CSA

|                                | B     | C     |
|--------------------------------|-------|-------|
| mm <sup>2</sup> /AWG/kcmil     | 20-8  | 20-8  |
| Nominal current I <sub>N</sub> | 40 A  | 40 A  |
| Nominal voltage U <sub>N</sub> | 600 V | 600 V |

IECEE CB Scheme

|                                |        |
|--------------------------------|--------|
| mm <sup>2</sup> /AWG/kcmil     | 6      |
| Nominal voltage U <sub>N</sub> | 1000 V |

GOST

cULus Recognized

## Accessories

### Accessories

#### Bridge

Plug-in bridge - FBS 10-8 - 3030323



Plug-in bridge, Number of positions: 10, Color: red

## Feed-through terminal block - PT 6 - 3211813

### Accessories

Plug-in bridge - FBS 5-8 - 3030310



Plug-in bridge, Number of positions: 5, Color: red

---

Plug-in bridge - FBS 4-8 - 3030307



Plug-in bridge, Number of positions: 4, Color: red

---

Plug-in bridge - FBS 3-8 - 3030297



Plug-in bridge, Number of positions: 3, Color: red

---

Plug-in bridge - FBS 2-8 - 3030284



Plug-in bridge, Number of positions: 2, Color: red

---

Reducing bridge - RB ST 6-(2,5/4) - 3030860



Reducing bridge, Number of positions: 2, Color: red

---

## Feed-through terminal block - PT 6 - 3211813

### Accessories

Plug-in bridge - FBS 6-8 - 3032470



Plug-in bridge, Number of positions: 6, Color: red

---

Reducing bridge - RB ST 6-1,5/S - 3213250



Reducing bridge, Number of positions: 2, Color: red

---

Switching jumper - SB-MER 2-8 - 3000587



Switching jumper, Length: 24.7 mm, Width: 16.4 mm, Number of positions: 2, Color: gray/orange

---

Switching jumper - SB-MER 3-8 - 3000588



Switching jumper, Length: 24.7 mm, Width: 24.6 mm, Number of positions: 3, Color: gray/orange

---

Switching jumper - SB-MER 4-8 - 3000589



Switching jumper, Length: 24.7 mm, Width: 32.8 mm, Number of positions: 4, Color: gray/orange

---



## Feed-through terminal block - PT 6 - 3211813

### Accessories

Plug-in bridge - FBSRH 2-8 - 3033802



Plug-in bridge, Number of positions: 2, Color: red

---

Plug-in bridge - FBSRH 3-8 - 3033803



Plug-in bridge, Number of positions: 3, Color: red

---

Plug-in bridge - FBSRH 4-8 - 3033804



Plug-in bridge, Number of positions: 4, Color: red

---

### Documentation

Mounting material - PT-IL - 3208090

Operating decal for the Push-in Technology



### End block

End clamp - E/UK - 1201442



End clamp, for assembly on NS 32 or NS 35/7.5 DIN rail

## Feed-through terminal block - PT 6 - 3211813

### Accessories

---

#### End clamp - E/UK 1 - 1201413



End clamps, for supporting the ends of double-level and three-level terminal blocks, width: 10 mm, color: gray

---

#### End clamp - CLIPFIX 35 - 3022218



Quick mounting end clamp for NS 35/7,5 DIN rail or NS 35/15 DIN rail, with marking option, width: 9.5 mm, color: gray

---

#### End clamp - CLIPFIX 35-5 - 3022276



Quick mounting end clamp for NS 35/7,5 DIN rail or NS 35/15 DIN rail, with marking option, with parking option for FBS...5, FBS...6, KSS 5, KSS 6, width: 5.15 mm, color: gray

---

#### End clamp - E/NS 35 N - 0800886



End clamp, width: 9.5 mm, color: gray

---

#### End cover

##### End cover - D-PT 6 - 3212044



End cover, Length: 57.7 mm, Width: 2.2 mm, Height: 42 mm, Color: gray

---

## Feed-through terminal block - PT 6 - 3211813

### Accessories

Spacer plate - DP PS-8 - 3036741



Spacer plate, Color: red

---

### Insulating sleeve

Insulating sleeve - MPS-IH WH - 0201663



Insulating sleeve, Color: white

---

Insulating sleeve - MPS-IH RD - 0201676



Insulating sleeve, Color: red

---

Insulating sleeve - MPS-IH BU - 0201689



Insulating sleeve, Color: blue

---

Insulating sleeve - MPS-IH YE - 0201692



Insulating sleeve, Color: yellow

---

## Feed-through terminal block - PT 6 - 3211813

### Accessories

Insulating sleeve - MPS-IH GN - 0201702



Insulating sleeve, Color: green

---

Insulating sleeve - MPS-IH GY - 0201728



Insulating sleeve, Color: gray

---

Insulating sleeve - MPS-IH BK - 0201731



Insulating sleeve, Color: black

---

### Labeled terminal marker

Zack marker strip - ZB 8 CUS - 0825011



Zack marker strip, Can be ordered: Strip, white, Labeled according to customer specifications, Mounting type: Snap into tall marker groove, For terminal block width: 8.2 mm, Lettering field: 10.5 x 8.15 mm

---

Marker for terminal blocks - UC-TM 8 CUS - 0824597



Marker for terminal blocks, Can be ordered: By sheet, white, Labeled according to customer specifications, Mounting type: Snap into tall marker groove, For terminal block width: 8.2 mm, Lettering field: 7.6 x 10.5 mm

---

## Feed-through terminal block - PT 6 - 3211813

### Accessories

#### Marker for terminal blocks - UCT-TM 8 CUS - 0829616



Marker for terminal blocks, Can be ordered: By sheet, white, Labeled according to customer specifications, Mounting type: Snap into tall marker groove, For terminal block width: 8.2 mm, Lettering field: 7.6 x 10.5 mm

---

#### Zack Marker strip, flat - ZBF 8 CUS - 0825030



Zack Marker strip, flat, Can be ordered: Strip, white, Labeled according to customer specifications, Mounting type: Snap into flat marker groove, For terminal block width: 8 mm, Lettering field: 5.15 x 8.15 mm

---

#### Marker for terminal blocks - UC-TMF 8 CUS - 0824654



Marker for terminal blocks, Can be ordered: By sheet, white, Labeled according to customer specifications, Mounting type: Snap into flat marker groove, For terminal block width: 8.2 mm, Lettering field: 7.6 x 5.1 mm

---

#### Marker for terminal blocks - UCT-TMF 8 CUS - 0829672



Marker for terminal blocks, Can be ordered: By sheet, white, Labeled according to customer specifications, Mounting type: Snap into flat marker groove, For terminal block width: 8.2 mm, Lettering field: 7.4 x 4.7 mm

---

### Mounting rail

#### DIN rail perforated - NS 35/ 7,5 PERF 2000MM - 0801733



DIN rail, material: steel galvanized and passivated with a thick layer, perforated, height 7.5 mm, width 35 mm, length: 2000 mm

## Feed-through terminal block - PT 6 - 3211813

### Accessories

DIN rail - NS 35/ 7,5 UNPERF 2000MM - 0801681



DIN rail, material: Steel, unperforated, height 7.5 mm, width 35 mm, length: 2 m

---

DIN rail - NS 35/ 7,5 WH PERF 2000MM - 1204119



DIN rail 35 mm (NS 35)

---

DIN rail - NS 35/ 7,5 WH UNPERF 2000MM - 1204122



DIN rail 35 mm (NS 35)

---

DIN rail, unperforated - NS 35/ 7,5 AL UNPERF 2000MM - 0801704



DIN rail, unperforated, Width: 35 mm, Height: 7.5 mm, Length: 2000 mm, Color: silver

---

DIN rail - NS 35/ 7,5 ZN PERF 2000MM - 1206421



DIN rail, material: Galvanized, perforated, height 7.5 mm, width 35 mm, length: 2 m

---

## Feed-through terminal block - PT 6 - 3211813

### Accessories

DIN rail - NS 35/ 7,5 ZN UNPERF 2000MM - 1206434



DIN rail, material: Galvanized, unperforated, height 7.5 mm, width 35 mm, length: 2 m

---

DIN rail - NS 35/ 7,5 CU UNPERF 2000MM - 0801762



DIN rail, material: Copper, unperforated, height 7.5 mm, width 35 mm, length: 2 m

---

End cap - NS 35/ 7,5 CAP - 1206560

DIN rail end piece, for DIN rail NS 35/7.5

---

DIN rail perforated - NS 35/15 PERF 2000MM - 1201730



DIN rail, material: steel galvanized and passivated with a thick layer, perforated, height 15 mm, width 35 mm, length: 2000 mm

---

DIN rail - NS 35/15 UNPERF 2000MM - 1201714



DIN rail, material: Steel, unperforated, height 15 mm, width 35 mm, length: 2 m

---

## Feed-through terminal block - PT 6 - 3211813

### Accessories

DIN rail - NS 35/15 WH PERF 2000MM - 0806602



DIN rail 35 mm (NS 35)

---

DIN rail - NS 35/15 WH UNPERF 2000MM - 1204135



DIN rail 35 mm (NS 35)

---

DIN rail, unperforated - NS 35/15 AL UNPERF 2000MM - 1201756



DIN rail, deep drawn, high profile, unperforated, 1.5 mm thick, material: aluminum, height 15 mm, width 35 mm, length 2000 mm

---

DIN rail - NS 35/15 ZN PERF 2000MM - 1206599



DIN rail, material: Galvanized, perforated, height 15 mm, width 35 mm, length: 2 m

---

DIN rail - NS 35/15 ZN UNPERF 2000MM - 1206586



DIN rail, material: Galvanized, unperforated, height 15 mm, width 35 mm, length: 2 m

---



## Feed-through terminal block - PT 6 - 3211813

### Accessories

DIN rail - NS 35/15 CU UNPERF 2000MM - 1201895



DIN rail, material: Copper, unperforated, 1.5 mm thick, height 15 mm, width 35 mm, length: 2 m

---

End cap - NS 35/15 CAP - 1206573



DIN rail end piece, for DIN rail NS 35/15

---

DIN rail - NS 35/15-2,3 UNPERF 2000MM - 1201798



DIN rail, material: Steel, unperforated, 2.3 mm thick, height 15 mm, width 35 mm, length: 2 m

---

### Partition plate

Partition plate - ATP-ST 6 - 3024481



Partition plate, Length: 73.5 mm, Width: 2 mm, Height: 47.2 mm, Color: gray

---

### Planning and marking software

Software - CLIP-PROJECT ADVANCED - 5146040



Multilingual software for easy planning of Phoenix Contact on DIN rails together with the integrated TRABTECH-select software module for planning comprehensive surge protection concepts.

## Feed-through terminal block - PT 6 - 3211813

### Accessories

---

Software - CLIP-PROJECT PROFESSIONAL - 5146053



Multi-lingual software for terminal strip project planning. A marking module allows professional labeling of markers and labels for marking terminal blocks, conductors, cables and devices. The additionally integrated software module TRABTECH-select for planning comprehensive surge protection concepts.

---

### Screwdriver tools

Screwdriver - SZF 2-0,8X4,0 - 1204520



Actuation tool, for ST terminal blocks, also suitable for use as a bladed screwdriver, size: 0.8 x 4.0 x 100 mm, 2-component grip, with non-slip grip

---

### Terminal marking

Zack marker strip - ZB 8:UNBEDRUCKT - 1052002



Zack marker strip, Strip, white, Unlabeled, Can be labeled with: Plotter, Mounting type: Snap into tall marker groove, For terminal block width: 8.2 mm, Lettering field: 10.5 x 8.15 mm

---

Marker for terminal blocks - UC-TM 8 - 0818072



Marker for terminal blocks, Sheet, white, Unlabeled, Can be labeled with: BLUEMARK CLED, BLUEMARK LED, Plotter, Mounting type: Snap into tall marker groove, For terminal block width: 8.2 mm, Lettering field: 7.6 x 10.5 mm

---

## Feed-through terminal block - PT 6 - 3211813

### Accessories

#### Marker for terminal blocks - UCT-TM 8 - 0828740



Marker for terminal blocks, Sheet, white, Unlabeled, Can be labeled with: THERMOMARK CARD PLUS, THERMOMARK CARD, BLUEMARK CLED, BLUEMARK LED, Mounting type: Snap into tall marker groove, For terminal block width: 8.2 mm, Lettering field: 7.6 x 10.5 mm

#### Zack Marker strip, flat - ZBF 8:UNBEDRUCKT - 0808781



Zack Marker strip, flat, Strip, white, Unlabeled, Can be labeled with: Plotter, Mounting type: Snap into flat marker groove, For terminal block width: 8 mm, Lettering field: 5.15 x 8.15 mm

#### Marker for terminal blocks - UC-TMF 8 - 0818137



Marker for terminal blocks, Sheet, white, Unlabeled, Can be labeled with: BLUEMARK CLED, BLUEMARK LED, Plotter, Mounting type: Snap into flat marker groove, For terminal block width: 8.2 mm, Lettering field: 7.6 x 5.1 mm

#### Marker for terminal blocks - UCT-TMF 8 - 0828748



Marker for terminal blocks, Sheet, white, Unlabeled, Can be labeled with: THERMOMARK CARD PLUS, THERMOMARK CARD, BLUEMARK CLED, BLUEMARK LED, Mounting type: Snap into flat marker groove, For terminal block width: 8.2 mm, Lettering field: 7.4 x 4.7 mm

#### Marker for terminal blocks - TMT (EX9,5)R - 0828295



Marker for terminal blocks, Roll, white, Unlabeled, Can be labeled with: THERMOMARK ROLL, THERMOMARK X, THERMOMARK S1.1, Mounting type: Snap into universal marker groove, Snap into flat marker groove, Lettering field: 9.5 x 50000 mm

#### Test plug terminal block

## Feed-through terminal block - PT 6 - 3211813

### Accessories

Test plugs - MPS-MT - 0201744



Test plugs, Color: silver

---

Test adapter - PAI-4-FIX BU - 3032729



Test adapter, Color: blue

---

Test adapter - PAI-4-FIX OG - 3034455



Test adapter, Color: orange

---

Test adapter - PAI-4-FIX YE - 3032745



Test adapter, Color: yellow

---

Test adapter - PAI-4-FIX RD - 3032732



Test adapter, Color: red

---

## Feed-through terminal block - PT 6 - 3211813

### Accessories

Test adapter - PAI-4-FIX GN - 3032758



Test adapter, Color: green

---

Test adapter - PAI-4-FIX BK - 3032774



Test adapter, Color: black

---

Test adapter - PAI-4-FIX GY - 3032790



Test adapter, Color: gray

---

Test adapter - PAI-4-FIX VT - 3032761



Test adapter, Color: violet

---

Test adapter - PAI-4-FIX BN - 3032787



Test adapter, Color: brown

---

## Feed-through terminal block - PT 6 - 3211813

### Accessories

Test adapter - PS-8 - 3031005



Test adapter, Color: red

---

Test adapter - PS-8/2,3MM RD - 3048564



Test adapter, Color: red

---

### Drawings

Circuit diagram





Компания «ЭлектроПласт» предлагает заключение долгосрочных отношений при поставках импортных электронных компонентов на взаимовыгодных условиях!

Наши преимущества:

- Оперативные поставки широкого спектра электронных компонентов отечественного и импортного производства напрямую от производителей и с крупнейших мировых складов;
- Поставка более 17-ти миллионов наименований электронных компонентов;
- Поставка сложных, дефицитных, либо снятых с производства позиций;
- Оперативные сроки поставки под заказ (от 5 рабочих дней);
- Экспресс доставка в любую точку России;
- Техническая поддержка проекта, помощь в подборе аналогов, поставка прототипов;
- Система менеджмента качества сертифицирована по Международному стандарту ISO 9001;
- Лицензия ФСБ на осуществление работ с использованием сведений, составляющих государственную тайну;
- Поставка специализированных компонентов (Xilinx, Altera, Analog Devices, Intersil, Interpoint, Microsemi, Aeroflex, Peregrine, Syfer, Eurofarad, Texas Instrument, Miteq, Cobham, E2V, MA-COM, Hittite, Mini-Circuits, General Dynamics и др.);

Помимо этого, одним из направлений компании «ЭлектроПласт» является направление «Источники питания». Мы предлагаем Вам помощь Конструкторского отдела:

- Подбор оптимального решения, техническое обоснование при выборе компонента;
- Подбор аналогов;
- Консультации по применению компонента;
- Поставка образцов и прототипов;
- Техническая поддержка проекта;
- Защита от снятия компонента с производства.



#### Как с нами связаться

**Телефон:** 8 (812) 309 58 32 (многоканальный)

**Факс:** 8 (812) 320-02-42

**Электронная почта:** [org@eplast1.ru](mailto:org@eplast1.ru)

**Адрес:** 198099, г. Санкт-Петербург, ул. Калинина, дом 2, корпус 4, литера А.