

Ordering information

Type No.	8340	circuit breaker with toggle actuator
Mounting	T	rail mounting
Configuration	1	snap-on installation
Number of poles	1	single pole protected
	2	two pole protected
	3	three pole protected
		} magnetic, hydraulic-magnetic
Panel hardware	0	without panel hardware
Terminal design (main contact)	K1	recessed screw/pressure plates M4
Characteristic curve *)		
Characteristic curve, instantaneous:	F1	DC
	F2	AC 50/60 Hz
Short delay:	K1	DC
	K2	AC 50/60 Hz
Medium delay:	M1	DC
	M2	AC 50/60 Hz
Long delay:	T1	DC
	T2	AC 50/60 Hz
Actuator colour / design	A	black, long toggle
	K	black, short toggle
Marking on actuator	0	without marking
	L	I-O; ON-OFF
	M	I-O; ON-OFF (I _N , U _N , trip curve, schematic diagram on housing top)
	N	I-O; ON-OFF (I _N , on housing top)
Auxiliary contacts	H0	without auxiliary contacts
	H1	with auxiliary contact
	H2	with auxiliary contact on one pole only (multipole)
Auxiliary contact function		(see internal connection diagrams)
	2	1 N/O contact
	3	1 N/C contact
Auxiliary contact terminal design	6	screw/pressure plate M3
Current ratings		0.02...50 A

8340 - T 1 1 0 - K1 M1 - A L H1 2 6 - 10 A ordering example

This is a metric design and millimeter dimensions take precedence ($\frac{mm}{inch}$)

*) Other characteristic curves upon request (e.g. pulse delayed, for high inrush currents or capacitive loads)

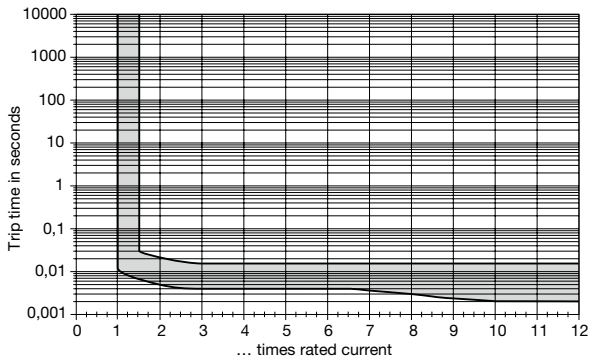
Please be informed that we have minimum ordering quantities to be observed.

Approvals

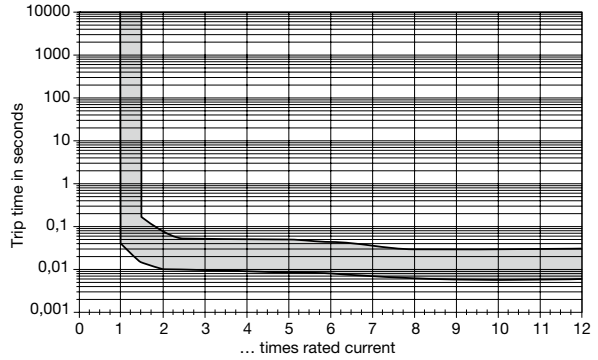
Authority	Standard	Rated voltage	Current ratings
VDE	IEC / EN 60934	AC 240/415 V AC 240 V DC 80 V	0.02 A...30 A 0.02 A...30 A 0.02 A...50 A
UL	UL 1077	AC 250 V DC 80 V DC 80 V	0.02 A...30 A 0.02 A...50 A 100 A (2 poles in parallel)
UL	UL 489A	DC 80 V	0.05 A...30 A (1 + 2 pole)
CSA	C22.2 No 235	AC 250 V DC 80 V	0.02 A...30 A 0.02 A...30 A
CQC	GB 17701	AC 240/415 V AC 240 V DC 80 V	0.02 A...30 A 0.02 A...30 A 0.02 A...50 A
QPL Sweden Defence Material Admin.	MIL-C-55629	AC 240 V DC 50 V AC 240 V AC 240 / 415 V	1 A...30 A (8340-F410) 1 A...30 A (8340-410) 1 A...30 A (8340-F420) 1 A...30 A (8340-F430)

Typical time/current characteristics at 23 °C / +73.4 °F

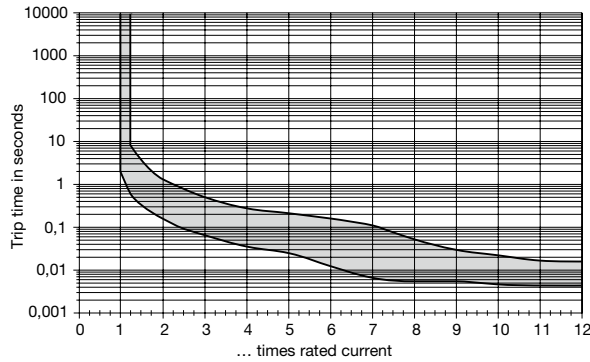
Curve F1 (instantaneous) for DC



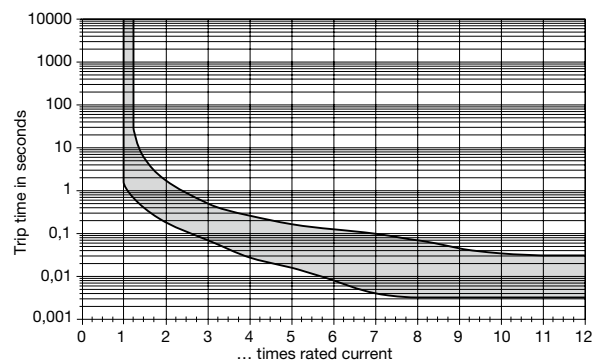
Curve F2 (instantaneous) for AC



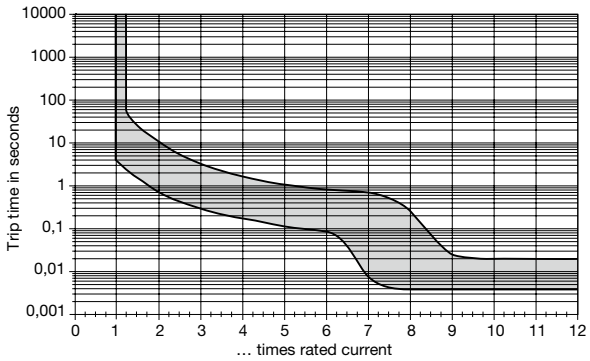
Curve K1 (short delay) for DC



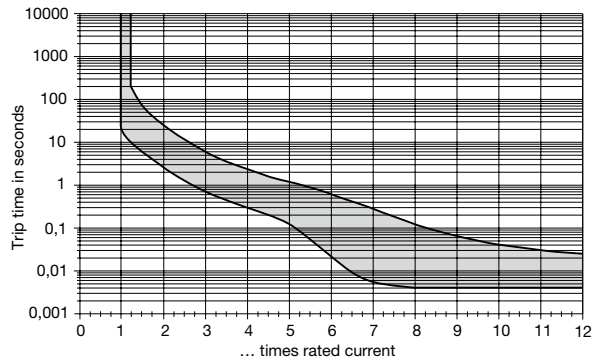
Curve K2 (short delay) for AC 50/60 Hz



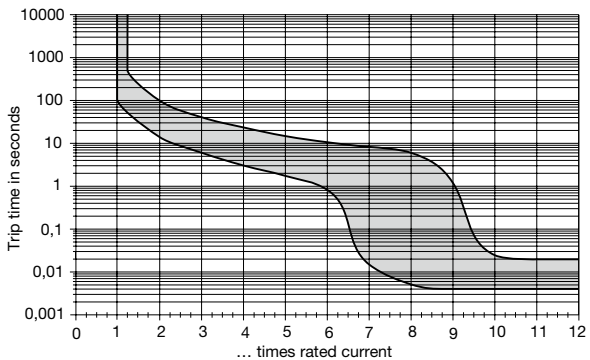
Curve M1 (medium delay) for DC



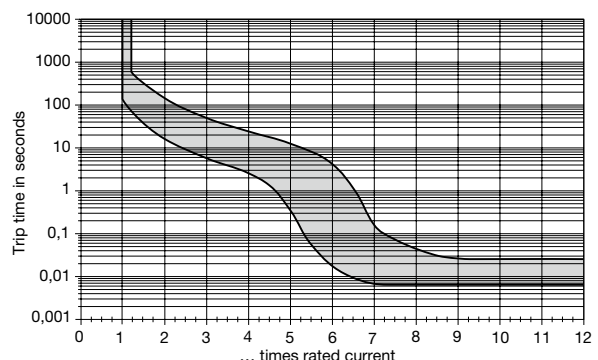
Curve M2 (medium delay) for AC 50/60 Hz



Curve T1 (long delay) for DC



Curve T2 (long delay) for AC 50/60 Hz

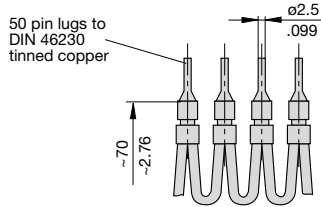


N.B. All curves will only be maintained if the escutcheon is mounted on a vertical surface. Ambient temperature or mounting side-by-side does not influence the trip curve, derating is not required. The breakers may trip in the event of current peaks < 0.003 sec. For these applications we offer a mechanical pulse delay – please enquire.
Other characteristic curves upon request (e.g. pulse delayed, for high inrush currents or capacitive loads).

Accessories

Connector bus links -K10

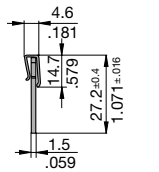
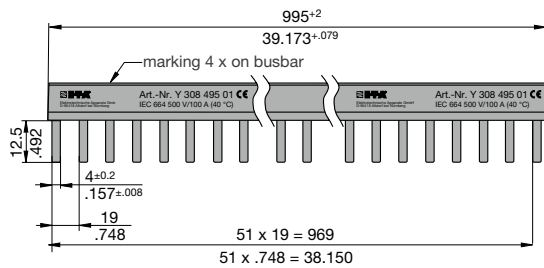
X210 589 01/2.5 mm², (AWG 14) (black) up to 20 A max. load
X210 589 02/1.5 mm², (AWG 16) (brown) up to 13 A max. load



Busbar 1-pole
Y 308 495 01

The one metre long busbars can be cut to suitable lengths. Plug-on caps can be fitted on the ends to provide brush contact protection.

I_{max} - busbar 100 A (40 °C)

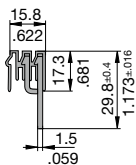
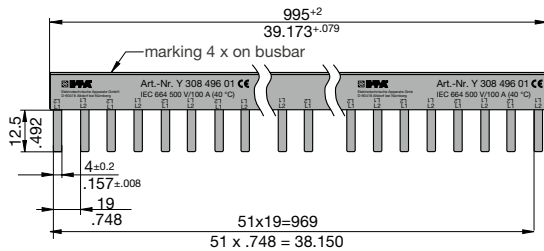


Plug-on cap, 1-pole
Y 307 851 01

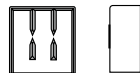


Busbar 2-pole
Y 308 496 01

I_{max} - busbar 100 A (40 °C)

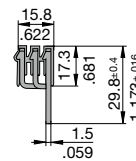
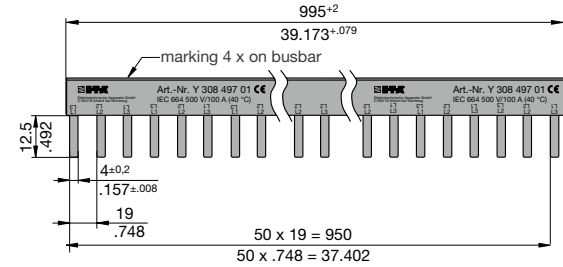


Plug-on cap, busbar 2/3-pole
Y 308 506 01

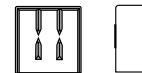


Busbar 3-pole
Y 308 497 01

I_{max} - busbar 100 A (40 °C)


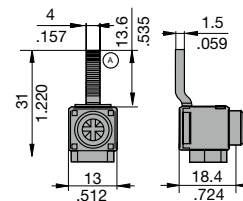


Plug-on cap, busbar 2/3-pole
Y 308 506 01



Supply terminal I_{max} 63 A
Y 308 504 01

Max. tightening torque of terminal screw 2 Nm
 Max. cable cross section: 25 mm² / single strand
 16 mm² / multistrand with wire end ferrule



Caution:

When using multipole busbars please leave at least one pole's width between two adjacent line entry terminals.

This is a metric design and millimeter dimensions take precedence (mm / inch)

All dimensions without tolerances are for reference only. In the interest of improved design, performance and cost effectiveness the right to make changes in these specifications without notice is reserved. Product markings may not be exactly as the ordering codes. Errors and omissions excepted.

1



Компания «ЭлектроПласт» предлагает заключение долгосрочных отношений при поставках импортных электронных компонентов на взаимовыгодных условиях!

Наши преимущества:

- Оперативные поставки широкого спектра электронных компонентов отечественного и импортного производства напрямую от производителей и с крупнейших мировых складов;
- Поставка более 17-ти миллионов наименований электронных компонентов;
- Поставка сложных, дефицитных, либо снятых с производства позиций;
- Оперативные сроки поставки под заказ (от 5 рабочих дней);
- Экспресс доставка в любую точку России;
- Техническая поддержка проекта, помощь в подборе аналогов, поставка прототипов;
- Система менеджмента качества сертифицирована по Международному стандарту ISO 9001;
- Лицензия ФСБ на осуществление работ с использованием сведений, составляющих государственную тайну;
- Поставка специализированных компонентов (Xilinx, Altera, Analog Devices, Intersil, Interpoint, Microsemi, Aeroflex, Peregrine, Syfer, Eurofarad, Texas Instrument, Miteq, Cobham, E2V, MA-COM, Hittite, Mini-Circuits, General Dynamics и др.);

Помимо этого, одним из направлений компании «ЭлектроПласт» является направление «Источники питания». Мы предлагаем Вам помощь Конструкторского отдела:

- Подбор оптимального решения, техническое обоснование при выборе компонента;
- Подбор аналогов;
- Консультации по применению компонента;
- Поставка образцов и прототипов;
- Техническая поддержка проекта;
- Защита от снятия компонента с производства.



Как с нами связаться

Телефон: 8 (812) 309 58 32 (многоканальный)

Факс: 8 (812) 320-02-42

Электронная почта: org@eplast1.ru

Адрес: 198099, г. Санкт-Петербург, ул. Калинина, дом 2, корпус 4, литера А.