

Type CFR Series

Key Features

- Low cost, combined with high reliability, make these components suitable for use in most types of circuits, including audio, communications, measurement and computer applications.
- Premium quality carbon film resistors whose ceramic core has a high alumina content offering power to size ratios not normally associated with carbon film product.
- Available in 5 power ratings from 1 ohm to 10 Mohm. The smallest case size (CFR16) has a full 0.25 W power rating.



The resistive element comprises a thin film of carbon, deposited onto a high thermal conductivity ceramic core. Metal end caps are force fitted to the element prior to spiralling to value. Tinned copper lead wires are welded to the end caps and the components are then coated. One coat of phenolic resin is followed by three coats of epoxy resin. All resistors are tested for value and tolerance.

Characteristics - Electrical

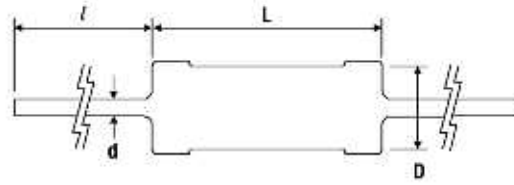
	CFR16	CFR25	CFR50	CFR100	CFR200
Rated Power @ 70 °C (W)	0.25	0.33	0.5	1	2
Resistance Range (Ohms)					
Min	1R0	1R0	1R0	1R0	1R0
Max	4M7	10M	10M	10M	10M
Tolerance (%)			2	5	
Code letter			G	J	
Temp. Coefficient (ppm/°C)					
up to 10R	±350	±350	±350	±350	±350
11R - 99K	0 to -450	0 to -450	0 to -450	0 to -450	0 to -450
100K - 1M0	0 to -700	0 to -700	0 to -700	0 to -700	0 to -700
1M1 - 10M	0 to -1500	0 to -1500	0 to -1500	0 to -1500	0 to -1500
Selection Series			E24		
Limiting Element Voltage (V)	200	250	350	500	500
Max Overload Voltage¹ (V)	400	500	700	1000	1000
Max Intermittent Overload Voltage² (V)	500	700	750	750	750
Operating Temp. Range (°C)			-55 to +155		
Climatic Category (°C)			55/155/56		
Dielectric Strength (V)	400	500	700	1000	1000
Insulation Resistance (Mohms)			1000		

¹Maximum Overload Voltage is 2.5 times rated voltage up to the specified voltage for 5 seconds.

²Maximum Intermittent Overload Voltage is 4 times rated voltage up to the specified voltage for 1 second ON and 25 seconds OFF. >100R ONLY

Type CFR Series

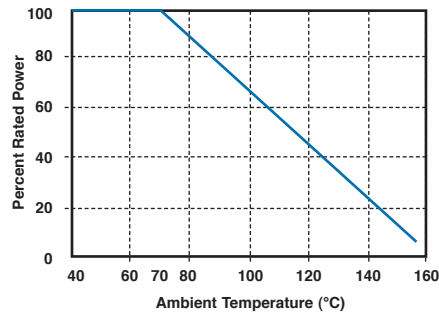
Dimensions



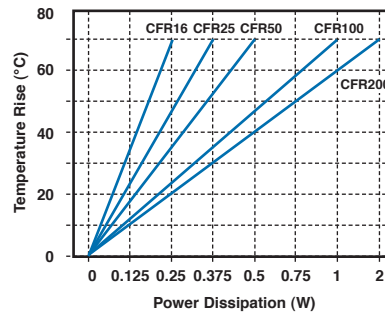
Style	L* max.	D max.	d ± 0.05	l
CFR16	3.5	1.85	0.45	28 \pm 3
CFR25	6.8	2.5	0.54	28 \pm 3
CFR50	9.0	3.0	0.54	28 \pm 3
CFR100	12.0	5.0	0.70	25 \pm 3
CFR200	16.0	5.5	0.70	28 \pm 3

* Length is measured in accordance with IEC 294

Derating Curve



Surface Temperature Rise vs Load



Marking

The resistors are marked with a four colour band code in accordance with IEC 62 on greyish green base color.

Mounting

The resistors are suitable for processing on automatic insertion equipment and cutting and bending machines.

Packaging

Carbon film resistors are normally supplied taped in 'ammo' boxes. Other styles may be supplied on request. All tape specifications are in accordance with IEC 286-1.

Type	Box Quantity	Std. Tape Spacing	Component Spacing
CFR16	5000	52	5
CFR25	4000	52	5
CFR50	3000	52	5
CFR100	1000	52	10
CFR200	500	64	10

Type CFR Series

Performance Characteristics

The evaluation of the performance characteristics is carried out with reference to IECQ specifications QC 400 000 and QC 400 100.

TEST REF	Long Term Tests $\pm(5\% + 0.1 \text{ ohm})$
4.23	Climatic sequence
4.24	Damp heat, steady state
4.25.1	Endurance at 70°C
4.25.3	Endurance at 155°C
TEST REF	Short Term Tests $\pm(1\% + 0.05 \text{ ohm})$
4.13	Overload
4.16	Robustness of terminations
4.18	Resistance to soldering heat
4.19	Rapid change of temperature
4.22	Vibration

How to Order

CFR	16	J	100R
Common Part	Size	Tolerance	Value
CFR - Carbon Film Resistor	16 - 0.25 W 25 - 0.33 W 50 - 0.50 W 100 - 1.00 W 200 - 2.00 W	G - 2% J - 5%	1 ohm (1 ohms) 1R0 1K ohm (1000 ohms) 1K0 100K ohm (100000 ohms) 100K 1M ohm (1000000 ohms) 1M0

TE Connectivity and the TE connectivity (logo) are trademarks.

Other logos, product and Company names mentioned herein may be trademarks of their respective owners.

While TE has made every reasonable effort to ensure the accuracy of the information in this datasheet, TE does not guarantee that it is error-free, nor does TE make any other representation, warranty or guarantee that the information is accurate, correct, reliable or current. TE reserves the right to make any adjustments to the information contained herein at any time without notice. TE expressly disclaims all implied warranties regarding the information contained herein, including, but not limited to, any implied warranties of merchantability or fitness for a particular purpose. The dimensions in this datasheet are for reference purposes only and are subject to change without notice. Specifications are subject to change without notice. Consult TE for the latest dimensions and design specifications.



Компания «ЭлектроПласт» предлагает заключение долгосрочных отношений при поставках импортных электронных компонентов на взаимовыгодных условиях!

Наши преимущества:

- Оперативные поставки широкого спектра электронных компонентов отечественного и импортного производства напрямую от производителей и с крупнейших мировых складов;
- Поставка более 17-ти миллионов наименований электронных компонентов;
- Поставка сложных, дефицитных, либо снятых с производства позиций;
- Оперативные сроки поставки под заказ (от 5 рабочих дней);
- Экспресс доставка в любую точку России;
- Техническая поддержка проекта, помощь в подборе аналогов, поставка прототипов;
- Система менеджмента качества сертифицирована по Международному стандарту ISO 9001;
- Лицензия ФСБ на осуществление работ с использованием сведений, составляющих государственную тайну;
- Поставка специализированных компонентов (Xilinx, Altera, Analog Devices, Intersil, Interpoint, Microsemi, Aeroflex, Peregrine, Syfer, Eurofarad, Texas Instrument, Miteq, Cobham, E2V, MA-COM, Hittite, Mini-Circuits, General Dynamics и др.);

Помимо этого, одним из направлений компании «ЭлектроПласт» является направление «Источники питания». Мы предлагаем Вам помощь Конструкторского отдела:

- Подбор оптимального решения, техническое обоснование при выборе компонента;
- Подбор аналогов;
- Консультации по применению компонента;
- Поставка образцов и прототипов;
- Техническая поддержка проекта;
- Защита от снятия компонента с производства.



Как с нами связаться

Телефон: 8 (812) 309 58 32 (многоканальный)

Факс: 8 (812) 320-02-42

Электронная почта: org@eplast1.ru

Адрес: 198099, г. Санкт-Петербург, ул. Калинина, дом 2, корпус 4, литера А.