


8-, 16- and 32-bit MCUs/MPUs

Freescale Tower System

Modular development platform

Overview

The Freescale Tower System is a modular development platform for 8-, 16- and 32-bit MCUs and MPUs that enables advanced development through rapid prototyping. Featuring more than fifty development boards or modules, the Tower System provides designers with building blocks for entry-level to advanced MCU development.



The Freescale Tower System

Controller/Processor Module (MCU/MPU)

- Tower MCU/MPU board
- Works stand-alone or in Tower System
- Features integrated debugging interface for easy programming and run control via standard USB cable

Secondary Elevator

- Additional and secondary serial and expansion bus signals
- Standardized signal assignments
- Mounting holes and expansion connectors for side-mounting peripheral

Tower Plug-In (TWRPI)

- Designed to attach to modules that have a TWRPI socket(s)
- Adds features and functionality
- Swappable with other TWRPIs
- Examples include accelerometers, key pads, touch pads, sliders and rotary touch pads

Primary Elevator

- Common serial and expansion bus signals
- Two 2x80 connectors on back side for easy signal access and side-mounting board (LCD module)
- Power regulation circuitry
- Standardized signal assignments
- Mounting holes

Size

- Fully assembled Tower System is approx. 3.5" H x 3.5" W x 3.5" D

Board Connectors

- Four card-edge connectors
- Uses PCI Express® connectors (x16, 90 mm/ 3.5" long, 164 pins)

Peripheral Module

- Adds features and functionality to your designs
- Interchangeable with other peripheral modules and compatible with all controller/processor modules
- Examples include serial interface, memory, Wi-Fi®, graphical LCD, motor control, audio, Xtrinsic sensing and high precision analog modules



Modular and Expandable

- Controller modules provide easy-to-use, reconfigurable hardware
- Interchangeable peripheral modules (including communications, memory and graphical LCD) make customization easy
- Open-source hardware and standardized specifications promote the development of additional modules for added functionality and customization

Speeds Development Time

- Open source hardware and software allow quick development with proven designs
- Integrated debugging interface allows for easy programming and run control via standard USB cable

Cost Effective

- Interchangeable peripheral modules can be re-used with all Tower System controller modules, eliminating the need to purchase redundant hardware for future designs
- Enabling technologies like LCD, Wi-Fi, motor control, serial and memory interfacing are offered off-the-shelf at a low cost to provide a customized enablement solution

Software Enablement and Support

The increasing complexity of industrial applications and expanding functionality of semiconductors are driving embedded developers toward solutions that require the integration of proven hardware and software platforms. Freescale, along with a strong alliance network, offers comprehensive solutions, including development tools, debuggers, programmers and software.

Complimentary Software and Tools

- Freescale MQX™ RTOS, TCP/IP stacks, file system, USB stacks and more*
- Freescale Linux® BSP*
- CodeWarrior Development Studio
- Processor Expert Software: Create, configure, optimize, migrate and deliver software components that generate source code for Freescale silicon
- Freescale eGUI: Graphical LCD driver for MCUs and eMPUs

* Visit freescale.com/software for a list of supported devices

Tower System Modules

Controller/Processor Modules (8-, 16-, 32-bit) freescale.com/Towercontroller	
• Works stand alone or as part of Tower System	• Allows rapid prototyping
• Features open source debugging interface	• Provides easy programming and run control via standard USB cable
Peripheral Modules freescale.com/Towerperipheral	
• Can be re-used with all Tower System controller modules	• Eliminates the need to buy/develop redundant hardware
• Interchangeable peripheral modules: Serial, memory, graphical LCD, prototyping, sensor	• Enables advanced development and broad functionality
Tower Plug-Ins freescale.com/TWRPI	
• Designed to attach to any Tower System module with a TWRPI socket(s)	• Adds features and functionality with little investment
• Swappable components	• Allows for design flexibility
Elevator Modules freescale.com/Towerelev	
• Two 2 x 80 connectors	• Provides easy signal access and side-mounting board (i.e. LCD module)
• Power regulation circuitry	• Provides power to all boards
• Standardized signal assignments	• Allows for customized peripheral module development
• Four card-edge connectors available	• Allows easy expansion using PCI Express® connectors (x16, 90 mm/3.5" long, 164 pins)

Build Your Tower System in Three Steps or Less

Each assembled Tower System will accommodate:


- One controller/processor module
- Up to three peripheral modules
- One or more additional side mounting peripheral modules
- Multiple Tower plug-ins (TWRPIs)
- Two elevator modules (or risers)



2. Choose peripheral modules and desired Tower plug-ins (TWRPIs)



1. Choose a controller/processor module



3. Connect each module to the elevator boards

Multiple Power Options

The Freescale Tower System can be powered entirely over a USB cable via a host PC or USB wall power adaptor. Alternatively, power can be supplied to the Tower System via a screw terminal on the primary elevator.


Protection circuitry is built into all Tower System modules to avoid contention on the power rails. Although power can be supplied through any module, power supplied through the elevator modules takes precedence

1. Processor module
via debugger connection


2. Tower elevator

3. Peripheral module

All power connectors are standard USB connectors that can be powered by a USB host/hub or an AC-to-DC adapter with a USB cable.



Example Configurations





Tower Geeks Online Community

TowerGeeks.org is an online design engineer community that allows members to interact, develop designs and share ideas. Offering a direct path to explore and interact with other engineers designing with the Tower System, **TowerGeeks.org** is a great way to discuss your projects, post videos of your progress, ask questions through the forum and upload software. With updates through Twitter and Facebook, it's easy to get involved.



Follow Tower Geeks on Twitter
twitter.com/towergeeks



Visit Freescale on Facebook
facebook.com/freescale

Watch the **Tower System** video [here](#).

Partner Modules

Tap into a powerful ecosystem of Freescale technology alliances for building smarter, better connected solutions. Designed to help you shorten your design cycle and get your products to market faster, these technology alliances provide you with access to rich design tools, peripherals and world-class support and training.

A number of partners have developed modules for the Tower System. Some examples include the i.MX515 ARM® Cortex™-A8 Tower Computer Module and StackableUSB™ I/O Device Carrier module from Micro/sys, as well as the Rapid Prototyping System (RPS) AM1 and FM1 modules from iMN MicroControl.

A complete list of partner-developed modules is available at **freescale.com/Tower**.

Design Your Own

Interested in designing your own Tower System module? View application note AN4390 "Creating Your Own Tower Module" for a complete guide to starting your board design available at **freescale.com/Tower**.

For a complete list of development kits and modules offered as part of the Freescale Tower System, please visit **freescale.com/Tower**

Freescale and the Freescale logo are trademarks of Freescale Semiconductor, Inc., Reg. U.S. Pat. & Tm. Off. Xtrinsic is a trademark of Freescale Semiconductor, Inc. ARM is a registered trademark of ARM Limited. Cortex-A8 is a trademark of ARM Limited. All other product or service names are the property of their respective owners. © 2012 Freescale Semiconductor, Inc.

Document Number: TWRFS REV 16





Компания «ЭлектроПласт» предлагает заключение долгосрочных отношений при поставках импортных электронных компонентов на взаимовыгодных условиях!

Наши преимущества:

- Оперативные поставки широкого спектра электронных компонентов отечественного и импортного производства напрямую от производителей и с крупнейших мировых складов;
- Поставка более 17-ти миллионов наименований электронных компонентов;
- Поставка сложных, дефицитных, либо снятых с производства позиций;
- Оперативные сроки поставки под заказ (от 5 рабочих дней);
- Экспресс доставка в любую точку России;
- Техническая поддержка проекта, помощь в подборе аналогов, поставка прототипов;
- Система менеджмента качества сертифицирована по Международному стандарту ISO 9001;
- Лицензия ФСБ на осуществление работ с использованием сведений, составляющих государственную тайну;
- Поставка специализированных компонентов (Xilinx, Altera, Analog Devices, Intersil, Interpoint, Microsemi, Aeroflex, Peregrine, Syfer, Eurofarad, Texas Instrument, Miteq, Cobham, E2V, MA-COM, Hittite, Mini-Circuits, General Dynamics и др.);

Помимо этого, одним из направлений компании «ЭлектроПласт» является направление «Источники питания». Мы предлагаем Вам помощь Конструкторского отдела:

- Подбор оптимального решения, техническое обоснование при выборе компонента;
- Подбор аналогов;
- Консультации по применению компонента;
- Поставка образцов и прототипов;
- Техническая поддержка проекта;
- Защита от снятия компонента с производства.



Как с нами связаться

Телефон: 8 (812) 309 58 32 (многоканальный)

Факс: 8 (812) 320-02-42

Электронная почта: org@eplast1.ru

Адрес: 198099, г. Санкт-Петербург, ул. Калинина, дом 2, корпус 4, литера А.