

Features

- ◆ Smallest encapsulated 20W Converter!
Ultra compact size: 1.0" x 1.0" x 0.4"
- ◆ Shielded metal case with isolated baseplate
- ◆ Wide 2:1 input voltage ranges
- ◆ Very high efficiency up to 90%
- ◆ Output voltage adjustable
- ◆ Remote On/Off control
- ◆ Operating temp. range -40°C to $+75^{\circ}\text{C}$
and up to 85°C with heat-sink
- ◆ I/O isolation voltage 1500 VDC
- ◆ Input filter meets EN 55022 class A
without external components
- ◆ No minimum load required
- ◆ Lead free design, RoHS compliant
- ◆ 3-year product warranty



The THN-20 series is the latest generation of high performance dc-dc converter modules with highest power density. The product achieves 20W output power while it comes in a metal case with dimensions of only 1.0"x 1.0"x 0.4".

All models have an wide 2:1 input voltage range and precisely regulated output voltages, even under no load conditions. Highest efficiency of up to 90% makes this product very reliable and applicable in temperature ranges of up to 75°C or 85°C with optional mounted heat sink. Together with low input current characteristics at minimal load and remote On/Off control these converters are the ideal solution for battery-operated systems. Typical applications are in mobile equipments, instrumentation, distributed power architectures in communication and industrial electronics and everywhere where space on the PCB is critical.

Models

Order code	Input voltage range	Output voltage	Output current max.	Efficiency typ.
THN 20-1210	9 – 18 VDC (12 VDC nominal)	3.3 VDC	4500 mA	86 %
THN 20-1211		5.0 VDC	4000 mA	90 %
THN 20-1212		12 VDC	1670 mA	89 %
THN 20-1213		15 VDC	1330 mA	89 %
THN 20-1222		± 12 VDC	± 833 mA	89 %
THN 20-1223		± 15 VDC	± 667 mA	89 %
THN 20-2410	18 – 36 VDC (24 VDC nominal)	3.3 VDC	4500 mA	86 %
THN 20-2411		5.0 VDC	4000 mA	90 %
THN 20-2412		12 VDC	1670 mA	90 %
THN 20-2413		15 VDC	1330 mA	90 %
THN 20-2422		± 12 VDC	± 833 mA	90 %
THN 20-2423		± 15 VDC	± 667 mA	90 %
THN 20-4810	36 – 75 VDC (48 VDC nominal)	3.3 VDC	4500 mA	86 %
THN 20-4811		5.0 VDC	4000 mA	90 %
THN 20-4812		12 VDC	1670 mA	90 %
THN 20-4813		15 VDC	1330 mA	90 %
THN 20-4822		± 12 VDC	± 833 mA	90 %
THN 20-4823		± 15 VDC	± 667 mA	90 %

Output Specifications

Max. capacitive load	3.3 VDC models:	7'000 μ F
	5 VDC models:	5'000 μ F
	12 VDC models:	850 μ F
	15 VDC models:	700 μ F
	\pm 12 VDC models:	500 μ F (each output)
	\pm 15 VDC models:	350 μ F (each output)

General Specifications

Temperature ranges	- Operating without heat sink	-40°C to +75°C (with derating)
	- Operating with heat sink	-40°C to +85°C (with derating)
	- Case temperature	+105°C max.
	- Storage	-55°C to +125°C
Power derating	- Operating without heat sink	2.0 %/K above 60°C
	- Operating with heat sink	2.0 %/K above 70°C
Thermal inpedance	- Natural convection	17.6°C/W
	- Natural convection with heat sink	14.8°C/W
Humidity (non condensing)		5 % to 95 % rel H max.
Reliability, calculated MTBF (MIL-HDBK-217F, at +25°C, ground benign)		>550'000 h
Isolation voltage (60sec.)	- Input/Output	1'500 VDC
Isolation capacitance	- Input/Output	1000 pF typ.
Isolation resistance	- Input/Output (500 VDC)	>1'000 MOhm
Remote On/Off	- On:	3.0 ... 15 VDC or open circuit
	- Off:	0 ... 1.2 VDC or short circuit pin 6 and pin 2
	- Off idle current:	1.5 mA
Switching frequency (fixed)		330 kHz typ. (pulse width modulation PWM)
Vibration and thermal shock		EN 61373, MIL-STD-810E
Safety standards		UL /cUL 60950-1, EN 60950-1, IEC 60950-1
Safety approvals	- UL/cUL	www.ul.com -> certifications -> File e188913

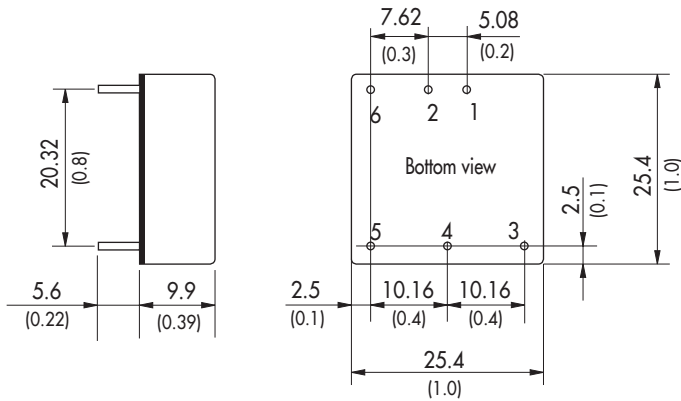
Physical Specifications

Casing material		nickel coated copper
Baseplate		non conductive FR4
Potting material		silicone (UL 94V-0 rated)
Weight		15 g (0.53 oz)
Soldering temperature		max. 265°C / 10 sec.
Environmental compliance	- Reach	www.tracopower.com/products/thn20-reach.pdf
	- RoHS	RoHS directive 2011/65/EU

Application note: www.tracopower.com/products/thn20-application.pdf

All specifications valid at nominal input voltage, full load and +25°C after warm-up time unless otherwise stated.

Outline Dimensions




Pin-Out		
Pin	Single	Dual
1	+Vin (Vcc)	+Vin (Vcc)
2	-Vin (GND)	-Vin (GND)
3	+ Vout	+ Vout
4	Trim	Common
5	-Vout	-Vout
6	Remote On/Off	

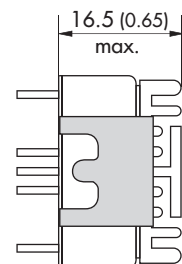
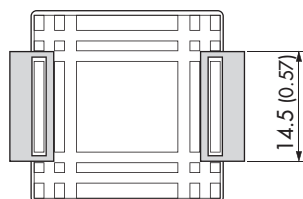
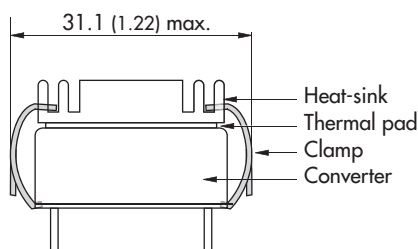
Dimensions in [mm], () = Inch
 Pin diameter \varnothing 1.0 (0.04)
 Pin pitch tolerances: ± 0.25 (± 0.01)
 Tolerances: ± 0.5 (± 0.02)

Heat-Sink (Option)

Order code: THN-HS1
 (cont.: heat-sink, thermal pad, 2 clamps)
Material: Aluminum
Finish: Anodic treatment (black)
Weight: 8 g (0.28 oz) without converter
 Thermal impedance after assembling: 14.8 K/W



Note:
 The product label on converter has to be removed before mounting the heat-sink.
 For volume orders converters will be supplied with heat-sink already mounted. Please contact factory for quotation.
 Separate heat-sinks are only available for prototypes and small quantity orders.



Specifications can be changed without notice! Make sure you are using the latest documentation, downloadable at www.tracopower.com



Компания «ЭлектроПласт» предлагает заключение долгосрочных отношений при поставках импортных электронных компонентов на взаимовыгодных условиях!

Наши преимущества:

- Оперативные поставки широкого спектра электронных компонентов отечественного и импортного производства напрямую от производителей и с крупнейших мировых складов;
- Поставка более 17-ти миллионов наименований электронных компонентов;
- Поставка сложных, дефицитных, либо снятых с производства позиций;
- Оперативные сроки поставки под заказ (от 5 рабочих дней);
- Экспресс доставка в любую точку России;
- Техническая поддержка проекта, помощь в подборе аналогов, поставка прототипов;
- Система менеджмента качества сертифицирована по Международному стандарту ISO 9001;
- Лицензия ФСБ на осуществление работ с использованием сведений, составляющих государственную тайну;
- Поставка специализированных компонентов (Xilinx, Altera, Analog Devices, Intersil, Interpoint, Microsemi, Aeroflex, Peregrine, Syfer, Eurofarad, Texas Instrument, Miteq, Cobham, E2V, MA-COM, Hittite, Mini-Circuits, General Dynamics и др.);

Помимо этого, одним из направлений компании «ЭлектроПласт» является направление «Источники питания». Мы предлагаем Вам помощь Конструкторского отдела:

- Подбор оптимального решения, техническое обоснование при выборе компонента;
- Подбор аналогов;
- Консультации по применению компонента;
- Поставка образцов и прототипов;
- Техническая поддержка проекта;
- Защита от снятия компонента с производства.



Как с нами связаться

Телефон: 8 (812) 309 58 32 (многоканальный)

Факс: 8 (812) 320-02-42

Электронная почта: org@eplast1.ru

Адрес: 198099, г. Санкт-Петербург, ул. Калинина, дом 2, корпус 4, литера А.