


Small Signal Product

1W DO-41 Zener Voltage Regulators

FEATURES

- Zener voltage range 3.3 to 56Volts
- DO-41 package (JEDEC)
- Through-hole device type mounting
- Hermetically sealed glass
- Compression bonded construction
- All external surfaces are corrosion resistant and terminals are readily solderable
- Solder hot dip tin(Sn) lead finish
- Pb free and RoHS compliant




DO-41



MECHANICAL DATA

- Lead: Pure tin plated, lead free, solderable per MIL-STD-202, method 208 guaranteed
- Polarity: Color band denotes cathode
- High temperature soldering guaranteed: ' 260°C/10 s
- Weight: 0.270~0.290 grams
- Marking code: 1N47XXG for ± 5% Vz



Cathode

Anode

MAXIMUM RATINGS AND ELECTRICAL CHARACTERISTICS (T _A =25°C unless otherwise noted)			
PARAMETER	SYMBOL	VALUE	UNIT
Power Dissipation	P _D	1	W
Thermal Resistance Junction to Lead	R _{jl}	53.5	°C/W
Thermal Resistance Junction to Ambient	R _{ja}	100	°C/W
Operating Temperature Range	T _{OPR}	- 65 to + 200	°C
Storage Temperature Range	T _{STG}	- 65 to + 200	°C

Note: These ratings are limiting values above which the serviceability of the diode may be impaired

Small Signal Product
ELECTRICAL CHARACTERISTICS (Ratings at $T_A=25^\circ\text{C}$ ambient temperature unless otherwise specified)

 V_F Forward Voltage = 1.2 V Maximum @ $I_F = 200$ mA for all types

Device Type	$V_Z @ I_{ZT}$ (V) Typ.	I_{ZT} (mA)	$Z_{ZT} @ O_{ZK}$ (Ω) Max.	I_{ZK} (mA)	$Z_{ZK} @ I_{ZK}$ (Ω) Max.	$I_R @ V_R$ (μA) Max.	V_R (V)
1N4728G	3.3	76	10	1	400	100	1
1N4729G	3.6	69	10	1	400	100	1
1N4730G	3.9	64	9	1	400	50	1
1N4731G	4.3	58	9	1	400	10	1
1N4732G	4.7	53	8	1	500	10	1
1N4733G	5.1	49	7	1	550	10	1
1N4734G	5.6	45	5	1	600	10	2
1N4735G	6.2	41	2	1	700	10	3
1N4736G	6.8	37	3.5	1	700	10	4
1N4737G	7.5	34	4	0.5	700	10	5
1N4738G	8.2	31	4.5	0.5	700	10	6
1N4739G	9.1	28	5	0.5	700	10	7
1N4740G	10	25	7	0.25	700	10	7.6
1N4741G	11	23	8	0.25	700	5	8.4
1N4742G	12	21	9	0.25	700	5	9.1
1N4743G	13	19	10	0.25	700	5	9.9
1N4744G	15	17	14	0.25	700	5	11.4
1N4745G	16	15.5	16	0.25	700	5	12.2
1N4746G	18	14	20	0.25	700	5	13.7
1N4747G	20	12.5	22	0.25	750	5	15.2
1N4748G	22	11.5	23	0.25	750	5	16.7
1N4749G	24	10.5	25	0.25	750	5	18.2
1N4750G	27	9.5	35	0.25	750	5	20.6
1N4751G	30	8.5	40	0.25	1000	5	22.8
1N4752G	33	7.5	45	0.25	1000	5	25.1
1N4753G	36	7	50	0.25	1000	5	27.4
1N4754G	39	6.5	60	0.25	1000	5	29.7
1N4755G	43	6	70	0.25	1500	5	32.7
1N4756G	47	5.5	80	0.25	1500	5	35.8
1N4757G	51	5	95	0.25	1500	5	38.8
1N4758G	56	4.5	110	0.25	2000	5	42.6

 Notes : 1. TOLERANCE AND TYPE NUMBER DESIGNATION (V_Z)

 The type numbers listed have a standard tolerance on the nominal zener voltage of $\pm 5\%$.

2. SPECIAL AVAILABLE INCLUDE

Nominal zener voltages shown and tighter voltage, for detailed information on price, availability and delivery, contact your nearest Taiwan Semiconductor representative.

 3. ZENER VOLTAGE (V_Z) MEASUREMENT

 The zener voltage (V_Z) is tested under pulse condition. The measured V_Z is guaranteed to be within specification with device junction in thermal equilibrium.

 4. ZENER IMPEDANCE (Z_Z) DERIVATION

 The zener impedance is derived from the 60-cycle ac voltage, which results when an ac current having an RMS value equal to 10% of the dc zener current (I_{ZT} or I_{ZK}) is superimposed to I_{ZT} or I_{ZK} .

Small Signal Product
ORDERING INFORMATION

PART NO.	PACKING CODE	GREEN COMPOUND CODE	PACKAGE	PACKING
1N47xxG (Note1,2)	R0	G	DO-41	5K / 14" Reel
	A0	G	DO-41	3K / BOX (Ammo)

Note 1: "xx" is Device Code from "28" through "58"

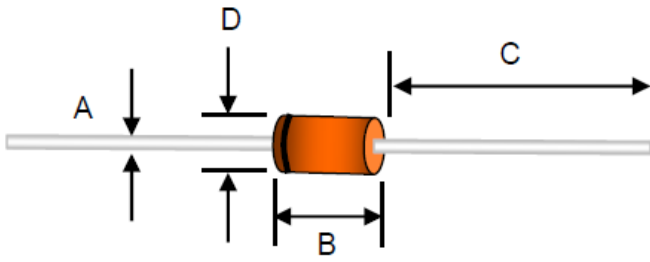
Note 2: Whole series with green compound.

EXAMPLE

PREFERRED PART NO.	PART NO.	PACKING CODE	PACKING CODE SUFFIX	DESCRIPTION
1N4728G R0G	1N4728G	R0	G	Green compound

Small Signal Product

PACKAGE OUTLINE DIMENSIONS
DO-41



DIM.	Unit (mm)		Unit (inch)	
	Min	Max	Min	Max
A	0.50	0.90	0.020	0.035
B	3.50	5.20	0.138	0.205
C	22.00	--	0.866	--
D	1.80	2.80	0.071	0.110

MARKING DIAGRAM



Small Signal Product**Notice**

Specifications of the products displayed herein are subject to change without notice. TSC or anyone on its behalf, assumes no responsibility or liability for any errors inaccuracies.

Information contained herein is intended to provide a product description only. No license, express or implied, to any intellectual property rights is granted by this document. Except as provided in TSC's terms and conditions of sale for such products, TSC assumes no liability whatsoever, and disclaims any express or implied warranty, relating to sale and/or use of TSC products including liability or warranties relating to fitness for a particular purpose, merchantability, or infringement of any patent, copyright, or other intellectual property right.

The products shown herein are not designed for use in medical, life-saving, or life-sustaining applications. Customers using or selling these products for use in such applications do so at their own risk and agree to fully indemnify TSC for any damages resulting from such improper use or sale.



Компания «ЭлектроПласт» предлагает заключение долгосрочных отношений при поставках импортных электронных компонентов на взаимовыгодных условиях!

Наши преимущества:

- Оперативные поставки широкого спектра электронных компонентов отечественного и импортного производства напрямую от производителей и с крупнейших мировых складов;
- Поставка более 17-ти миллионов наименований электронных компонентов;
- Поставка сложных, дефицитных, либо снятых с производства позиций;
- Оперативные сроки поставки под заказ (от 5 рабочих дней);
- Экспресс доставка в любую точку России;
- Техническая поддержка проекта, помощь в подборе аналогов, поставка прототипов;
- Система менеджмента качества сертифицирована по Международному стандарту ISO 9001;
- Лицензия ФСБ на осуществление работ с использованием сведений, составляющих государственную тайну;
- Поставка специализированных компонентов (Xilinx, Altera, Analog Devices, Intersil, Interpoint, Microsemi, Aeroflex, Peregrine, Syfer, Eurofarad, Texas Instrument, Miteq, Cobham, E2V, MA-COM, Hittite, Mini-Circuits, General Dynamics и др.);

Помимо этого, одним из направлений компании «ЭлектроПласт» является направление «Источники питания». Мы предлагаем Вам помощь Конструкторского отдела:

- Подбор оптимального решения, техническое обоснование при выборе компонента;
- Подбор аналогов;
- Консультации по применению компонента;
- Поставка образцов и прототипов;
- Техническая поддержка проекта;
- Защита от снятия компонента с производства.



Как с нами связаться

Телефон: 8 (812) 309 58 32 (многоканальный)

Факс: 8 (812) 320-02-42

Электронная почта: org@eplast1.ru

Адрес: 198099, г. Санкт-Петербург, ул. Калинина, дом 2, корпус 4, литера А.