

ASQU / ASTU SERIES



Description

The ASQU and ASTU Series of 17.5 mm, knob adjustable, universal solid-state timers offer multiple functions, voltages, and time delay ranges. Choose one of 5 functions and 4 time delay ranges via 4 selection switches located on face of the unit. Adjustment through the time range is accomplished by an onboard knob.

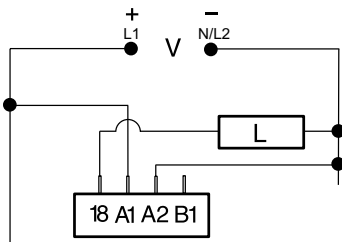
The ASQU Series has quick connect terminals and the ASTU Series has terminal blocks.

Features & Benefits

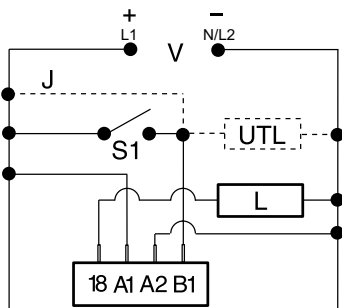
FEATURES	BENEFITS
Universal AC or DC voltage	Choose from 24 to 240VAC or 9 to 110VDC models
Compact 17.5mm size	Allows for high rail density
Microcontroller based	Repeat Accuracy + / -1%
Multifunction: 5 timing functions	Reduce stocking requirements
Knob Adjustable Time Delay	Field adjustable delay ranging from 0.1s - 100m
0.7A steady, 10A inrush solid-state output	Provides 100 million operations in typical conditions.
Mounting fasteners included	Each unit ships with both surface and DIN rail quick mount adapters
Watchdog circuitry	Self monitoring and self correcting for improved performance

Wiring & Adjustment Diagrams

DELAY-ON-MAKE & RECYCLING



SINGLE SHOT, INTERVAL & DELAY-ON-BREAK



V = Voltage
L = Load
J = Wire Required for Interval Operation
S1 = Initiate Switch
UTL = Optional Untimed Load

ADJUSTMENTS

DOM	A <input type="checkbox"/>	B <input type="checkbox"/>
SS	A <input type="checkbox"/>	B <input type="checkbox"/>
R	A <input type="checkbox"/>	B <input type="checkbox"/>
DOB	A <input type="checkbox"/>	B <input type="checkbox"/>

DOM = Delay-on-Make
SS = Single Shot/Interval
R = Recycling
DOB = Delay-on-Break

R	M	S
0.1-10s	X1s	C <input type="checkbox"/> E D <input type="checkbox"/> F
1-100s	X10s	C <input type="checkbox"/> E D <input type="checkbox"/> F
10-1000s	X100s	C <input type="checkbox"/> E D <input type="checkbox"/> F
1-100m	X10m	C <input type="checkbox"/> E D <input type="checkbox"/> F

R = Range
M = Multiplier
S = Setting

Accessories



P1015-13 (AWG 10/12), **P1015-64** (AWG 14/16), **P1015-14** (AWG 18/22) **Female Quick Connect**
These 0.25 in. (6.35 mm) female terminals are constructed with an insulator barrel to provide strain relief.



P0500-178 Surface Mount Adapter
P0500-179 DIN Rail Mount Adapter
For use with the ASxx/DSxx Series timers.

Ordering Information

MODEL	INPUT VOLTAGE	CONNECTION
ASQUA3	24 to 240VAC	Quick Connects
ASQUD3	9 to 110VDC	Quick Connects
ASTUA3	24 to 240VAC	Terminal Blocks
ASTUD3	9 to 110VDC	Terminal Blocks

If you don't find the part you need, call us for a custom product 800-843-8848

ASQU / ASTU SERIES

Specifications

Time Delay

Type Microcontroller based with ceramic resonator and watchdog circuitry

Adjustment Knob with dial; 2 switches select 1 of 4 multipliers

Range* 0.1 - 10s, 1 - 100s, 10 - 1000s, 1 - 100m

Repeat Accuracy ±1% or ±50ms, whichever is greater

Tolerance (Factory Calibration) ±2% or ±50ms, whichever is greater

Reset Time ≤ 300ms

Initiate Time Single Shot & Delay-on-Break: ≤ 32ms

Time Delay vs Temp. & Voltage ±2%, or ±50ms, whichever is greater

Input

Voltage AC: 24 to 240VAC; -20% - 10%
DC: 9 to 110VDC; -0% - 20% @ -25°C
9.4 to 110VDC; -0% - 20% @ -40°C

AC Line Frequency/DC Ripple 50/60Hz / ≤ 10%

Output

Type Solid state

Form NO

Rating 0.7A steady state, 10A inrush

Voltage Drop AC ≅ 2.5V @ 0.7A; DC ≅ 1.5V @ 0.7A

Protection

Surge IEEE C62.41-1991 Level A

Circuitry Encapsulated

Dielectric Breakdown ≥ 2000V RMS terminals to mounting surface

Polarity DC units are reverse polarity protected

Mechanical

Mounting Two base adaptors are available

DIN Rail Snap on to 32 mm DIN 1 & 35 mm DIN 3 rail

Surface Two #6 (M3.5 x 0.6) screws or quick mount fasteners

Dimensions **H** 76.2 mm (3.0"); **W** 17.52 mm (0.69");
D 61.2 mm (2.41")

Termination

ASQU 0.25 in. (6.35 mm) male quick connect terminals

ASTU 0.197 in. (5 mm) push-on terminal blocks for up to #14 AWG (2.5 mm²) wire

Environmental

Operating/Storage

Temperature -40° to 60°C / -40° to 85°C

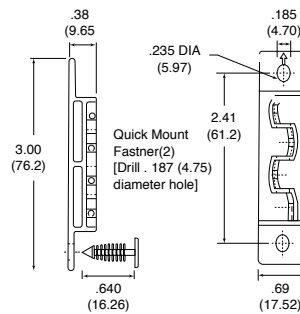
Humidity 95% relative, non-condensing

Weight ≅ 4 oz (113 g)

*For CE approved applications, power must be removed from the unit when a switch position is changed.

Mounting Diagrams

P0500-178
SURFACE MOUNT
Inches (Millimeters)



P0500-179
DIN RAIL MOUNT
Inches (Millimeters)





Компания «ЭлектроПласт» предлагает заключение долгосрочных отношений при поставках импортных электронных компонентов на взаимовыгодных условиях!

Наши преимущества:

- Оперативные поставки широкого спектра электронных компонентов отечественного и импортного производства напрямую от производителей и с крупнейших мировых складов;
- Поставка более 17-ти миллионов наименований электронных компонентов;
- Поставка сложных, дефицитных, либо снятых с производства позиций;
- Оперативные сроки поставки под заказ (от 5 рабочих дней);
- Экспресс доставка в любую точку России;
- Техническая поддержка проекта, помощь в подборе аналогов, поставка прототипов;
- Система менеджмента качества сертифицирована по Международному стандарту ISO 9001;
- Лицензия ФСБ на осуществление работ с использованием сведений, составляющих государственную тайну;
- Поставка специализированных компонентов (Xilinx, Altera, Analog Devices, Intersil, Interpoint, Microsemi, Aeroflex, Peregrine, Syfer, Eurofarad, Texas Instrument, Miteq, Cobham, E2V, MA-COM, Hittite, Mini-Circuits, General Dynamics и др.);

Помимо этого, одним из направлений компании «ЭлектроПласт» является направление «Источники питания». Мы предлагаем Вам помощь Конструкторского отдела:

- Подбор оптимального решения, техническое обоснование при выборе компонента;
- Подбор аналогов;
- Консультации по применению компонента;
- Поставка образцов и прототипов;
- Техническая поддержка проекта;
- Защита от снятия компонента с производства.



Как с нами связаться

Телефон: 8 (812) 309 58 32 (многоканальный)

Факс: 8 (812) 320-02-42

Электронная почта: org@eplast1.ru

Адрес: 198099, г. Санкт-Петербург, ул. Калинина, дом 2, корпус 4, литера А.